



# SILADENT

Dr. Böhme & Schöps GmbH

*The System*

Model creation  
Duplicating  
Investing  
Casting

# Product catalogue

## 2011/2012



# Welcome to SILADENT Dr. Böhme & Schöps

## Two highly respected dental companies under one roof!

**SILADENT-TECHNIK GmbH and Dr. Böhme & Schöps GmbH have been working closely together since 1997 and are now consolidating their highly successful collaboration by forming a joint company.**

Already in 1924 Ludwig Böhme manufactured the first dental plasters in Hohenbocka, Lausitz, Germany. Ten years later in 1934 Carl Schöps began production in Bad Sachsa, Harz, Germany. In 1995 the two well-established dental companies amalgamated to form the company of **Dr. Böhme & Schöps Dental GmbH** with its headquarters in Goslar, Harz. Their type 1 to 5 quality plasters produced in accordance with EN ISO 6873 from high-purity raw materials are used worldwide in dental technology. The company has also developed plaster-bonded speed investments for precious metals, solder investments and special polishing and abrasive agents.

**SILADENT-TECHNIK GmbH**, founded in 1984 in Munich, was the first company to develop an A-silicone for the technically superior flaskless duplicating system. This was the basis for the SILADENT System with its range of fully coordinated materials. Previously unattainable accuracy and surface quality could now be achieved with this well-designed system. The first speed technique investment and other new silicones were developed and put on the market in 1994. Training options have been greatly expanded and a hotline ensures that technical advisors are always available to provide technicians with assistance.

The new company **SILADENT Dr. Böhme & Schöps GmbH** combines outstanding technical expertise with an excellent product range.

The staffs of our former companies and our new company all look forward to your continued support and will make every effort to ensure speedy, punctual delivery of our quality products.

## Dental Gypsum

We supply a full range of quality laboratory gypsum, including articulation plaster, model plaster, model stones and super hard stones, in a large variety of colours. We use only the highest quality raw materials from natural sources or synthetic gypsums from the food industry. We never use raw gypsums from flue gas desulfurizing. All dental plasters are produced to comply with EN ISO 6873 regulations and are subjected to stringent quality control.

## Duplicating Techniques – accurate to within 1/1.000 mm

The SILADENT Duplicating technique is based on extremely stable silicones which reproduce details very accurately, flow very smoothly and evenly, are durable and tear-resistant, and exhibit Shore A hardness values from 16 to greater than 24.

The successful SILADENT system originates from a flaskless duplicating technique using Adisil® blue. The adhesive tape procedure uses stable, non-distorting moulds with the patented SILADENT duplicating system to save up to 40% duplicating material in comparison to duplicating flasks.

## High tech investment materials

SILADENT investment materials are always one step ahead in their development. We offer you a full range of most modern investment materials. With the first and patented speed casting investment for partial frameworks JET 2000 we introduced the first speed casting investment into the dental market, which are today the state of the art. We guarantee highly precise castings and continually high quality results for all applications.

### Absolutely pure CrCo alloys

SILADENT supplies biocompatible, cobalt-based alloys for partial frameworks, various fixed/re-movable appliances and crown and bridge cases which are highly corrosion-resistant with special mechanical properties for all kinds of constructions. The following alloys are all suitable for these applications depending on individual requirements.

### Accurately designed accessories for the SILADENT technique

The SILADENT ringless investing technique does not impede setting expansion and is easy to use, saving time and clean-up:

- Silicone sleeves and
- Plastic sprue formers.

CrCo partial frameworks are invested using patented crepe tape rather than flasks.

Surfaces must be prepared:

- Gipsil enables models to be cast in polyether and silicone moulds without entrapping bubbles.
- Neutralit and Neutrasil are used on silicone surfaces.

### TEK-1 – the branded one piece casing technique within the SILADENT system

High-precision telescopes made from non-precious CoCrMo alloy. It's the fastest and most cost-effective technique for manufacturing telescope crowns with patient-friendly friction behavior and delicate construction of the overall restoration. The true alternative to cost-intensive restorations made from gold or zirconium oxide.

### Denture prostheses

This seamless material chain thus sets the standard for our newly developed SilaPress resin pouring system, in which only highly-modular prosthetic resins are deployed. The complex formulations are comprised of a wide variety of components that also interact in a specific manner. Combined with our flask systems and the other products in our casting system, the acrylic resin is transformed into a system that offers the user quick and extremely cost-effective fabrication of all kinds of dentures.

### CAD-CAM products

For the CAD-CAM milling technology we offer a wide range of different milling materials under the brand "BioStar". From high quality CoCr blanks thru Wax, Titan, thermoplastic acrylics, PMMA until zirconium oxide products we offer all high quality materials for this new market. Especially in the zirconium oxide market we offer different discs and blocks for plenty milling types and in white opaque, white translucent and 5 different colours.

### Consultation • Training • Service from the same source

The SILADENT Service department has been expanded to keep abreast of our technical products. Specialized training provides the answer to any question. Our product specialists are available at any time to answer your questions about technical details and materials or even complete systems.

Please contact us, our product consultants are at your disposal.

**SILADENT Dr. Böhme & Schöps GmbH**  
 Im Klei 26 · D-38644 Goslar, Germany  
 Tel.: +49 (0) 53 21 / 37 79 - 0  
 Fax: +49 (0) 53 21 / 38 96 32  
 info@sbs-dental.de · www.sbs-dental.de



## Contents

---

Preface	2 - 3
<b>Model creation</b>	<b>5 - 23</b>
Duplicating technique	24 - 30
<b>Investments</b>	<b>31 - 42</b>
TEK-1	43 - 45
Alloys and accessoires	46 - 50
<b>Denture prostheses and accessories</b>	<b>51 - 53</b>
Abrasives / Pumice	54 - 57
<b>CAD-CAM</b>	<b>58 - 63</b>
<b>Cleaning</b>	<b>64</b>
<b>Special products</b>	<b>65 - 67</b>
Poster / Handbooks	68
Index	69 - 70
Fax order	71



## Correct handling of dental gypsum

Incorrect handling of impressions and inaccurate model fabrication are the biggest sources of errors when fabricating restorations. Perfect reproduction during model fabrication is a prerequisite for the accuracy of all subsequent work. Often this aspect of laboratory work is not given the attention it deserves from a technical and economic point of view. We can train your plaster room assistants and technicians in the correct handling techniques for different impression materials and dental plasters. In our workshop, which can be held in your laboratory, qualified demonstrators cover the following aspects:

- Correct handling of different impression materials
- Accurate model fabrication with the correct dental plasters
- Fabrication of a sectioned model and efficient articulation
- Minor repairs, e.g. fracture repair, tooth replacement
- Quick, reliable fabrication of special trays and bite blocks

## Base former

By means of the SILADENT base former, the model creation obtains a fast, economical and clean working basis. After 5 seconds only, the perfect base former is ready for each impression. The simple handling and the high economic efficiency (low consumption of material) turns the base former into an important practice attendant.

<b>SILADENT Base former, set (upper &amp; lower jaw)</b>	REF 102640
<b>SILADENT Base former, set (upper jaw)</b>	REF 102641
<b>SILADENT Base former, set (lower jaw)</b>	REF 102642

## Water Dispenser WD 1

The fast and secure technology for best gypsum models, gypsum bound investments and alginates.

All features at a glance:

- Easy to use
- Precise dosing
- Maintenance-free
- Easy to clean
- Durable

Technical data:

Setting range	10.0 – 50.0 ml
Graduation	1.0 ml

Scope of delivery: 1 dispenser (valve block with finger guard), 1 discharge tube set, 1 intake tube, 2 adaptors made of PP, 1 operating manual, 1 certificate of precision, 1 glass bottle 2.000 ml

<b>Water Dispenser WD 1</b>	REF 260001
-----------------------------	------------



## Model system Profident 2010 / Profident Classic



### Model system "Profident 2010"

This innovative, reliable model system ensures maximum precision and saves a great deal of time and material. There is no need to invest in additional, expensive equipment. The Profident 2010 can also be used for fabricating high-quality sectioned models quickly. After preparing the impression, the complete model including the base is fabricated in one step. The Profident 2010 has a preformed, dimensionally stable split cast. The components and pin base plates, which are supplied in two sizes, are reusable and cover all applications.

**Profident 2010, complete starter set, incl. instructions for use** REF 240000

Contents: 1 x working instruction; 3 x pin base plate, size 1; 2 x pin base plate, size 2; 3 x study model plate, size 1; 2 x study model plate, size 2; 1 x positioner plate, size 1; 2 x model sleeve, size 1; 1 x model sleeve, size 2; 1 x removal device; 1 x 150 ml Profisep 2010; 1 x positioner plate, size 1; 1 x positioner plate, size 2.

**Pin base plate incl. split cast plate and magnet, size 1** REF 240001  
**Model sleeve, size 1** REF 240002  
**Study model plate, size 1, 25 plates** REF 240003  
**Removal device, size 1** REF 240004

**Pin base plate incl. split cast plate and magnet, size 2** REF 240011  
**Model sleeve, size 2** REF 240012  
**Study model plate, size 2, 25 plates** REF 240013  
**Removal device, size 2** REF 240014

**Profisep 2010 (separating agent), 100 ml** REF 240021  
**Profisep 2010 (separating agent), 500 ml** REF 240022  
**Profisep Clean (cleaning agent), 400 ml** REF 240023

### Model system "Profident Classic"

The standard model system for accurate, cost-effective model fabrication. Only two steps are required to base dental arches and fabricate accurate split cast models. The split cast allows the model to be removed when mounted in the articulator. The model can be removed from the articulator very quickly and replaced accurately in the same position. Strong magnets ensure reliable retention of the stone model. The Profident Classic is available in three sizes.

**Model base former with magnet, size 1** REF 241001  
**Rubber ring, height 21.7 mm, size 1** REF 241002  
**Rubber ring, height 23.5 mm, size 1** REF 241003  
**Rubber ring, height 27.0 mm, size 1** REF 241004

**Model base former with magnet, size 2** REF 241011  
**Rubber ring, height 21.7 mm, size 2** REF 241012  
**Rubber ring, height 23.5 mm, size 2** REF 241013  
**Rubber ring, height 27.0 mm, size 2** REF 241014

**Model base former with magnet, size 3** REF 241021  
**Rubber ring, height 23.5 mm, size 3** REF 241023

**Magnet holders, 100 pieces** REF 241031  
**Magnet holder, extra flat, 1 piece** REF 241032  
**Round magnets 20 x 6 mm, 100 pieces** REF 241033  
**Neodymium magnet 14 x 3 mm, 1 piece** REF 241034

**Retention discs, perforated, 100 discs** REF 241041

**Pins 18.5 mm, 1000 pins** REF 241042

**Metal pin sleeves, 1000 sleeves** REF 241043

**Transparent packagings, size 1 (W 78 mm x D 69 mm x H 44 mm) set of 3** REF 241100

**Transparent packagings, size 2 (W 90 mm x D 78 mm x H 58 mm) set of 3** REF 241101

## EN ISO 6873

The European countries have approved set instructions for dental gypsum. Type 5 for super hard stone with high expansion are a new category.

EN ISO 6873, **which is binding for all manufacturers**, classifies the products as follows:

**Type 1 Impression Plaster**

**Type 2 Plaster & Articulation Plaster**

**Type 3 Hard Stone**

**Type 4 Super Hard Stone** (up to 0.15% expansion)

**Type 5 Super Hard Stone** (up to 0.30% expansion)

Following minimum requirements for the different classes were stipulated:	Standard consistency in mm	Minimum processing time in minutes	Min./Max. hardening time in minutes	Max. hardening expansion in % after 2 hours	Min./Max. compressive strength N/mm <sup>2</sup> after 1 hour
Type 1 Impression Plaster	80 +/- 4	1,25	2,5 / 5,0	0,15	4,0 / 8,0
Type 2 Plaster & Articulation Plaster	75 +/- 4	2,5	6,0 / 30,0	0,30	9,0
Type 3 Hard Stone	30 +/- 3	3,0	6,0 / 30,0	0,20	20,0
Type 4 Super Hard Stone, low exp.	30 +/- 3	3,0	6,0 / 30,0	0,15	35,0
Type 5 Super Hard Stone, high exp.	30 +/- 3	3,0	6,0 / 30,0	0,16 - 0,30	35,0

If comparing the data provided for the various gypsum, please ensure compliance with the times stipulated. Binding expansion must be determined 2 hours after, and pressure resistance 1 hour after water-gypsum contact. If other times or measuring units (e.g. Brinell hardness, hardness) are specified, these are not comparable with the EN ISO 6873 values and will mislead the user. Our quality controls at the plant are in strict compliance with EN ISO 6873.

## Preparations of Impressions

In laboratory practice, problems between the various moulding compounds and gypsum arise time and time again. Since some moulding compounds have an aggressive reaction towards gypsum, pre-treatment is required in order to prevent, for instance, efflorescence on the surface of the gypsum model. We therefore recommend the following measures:

Material	Alginate	Polyether	Hydrocolloids	Silicones
<b>Properties</b>	Shrinking will occur as a result of moisture loss. Cannot be stored longterm – max. 1 hour; keep moist.	Hydrophilic properties/ Swells if stored for a long time in disinfectant.	Pour out immediately, otherwise the volume will alter considerably.	Stable shape and insensitive without a change in volume.
<b>Preparation</b>	Completely remove saliva- and blood residues. Neutralise by immersing in trimmer water or gypsum powder/ Thicken with alginate liquid.	Remove saliva- and blood residues under tap water.	Completely remove saliva- and blood residues under tap water. Neutralise by immersing in trimmer water or gypsum powder, then rinse and immerse in 2% potassium sulphate solution.	Remove blood- and saliva residues under tap water.
<b>Disinfection</b>	With conventional disinfectant or 1% peracetic acid; risk of swelling. Rinse under tap water.	With conventional disinfectant; again a risk of swelling – therefore disinfect only for a short period.	With conventional disinfectant or 1% peracetic acid. Again a risk of swelling. Rinse under tap water.	With conventional disinfectants.
<b>Storage</b>	Pour out after a max. of 60 minutes and protect against drying out with moist wipes.	Good storage stability; relatively insensitive.	Quickly pour out/gypsum with a short setting time are beneficial; prolonged contact adversely affects the surface of the gypsum model.	Cross-linking silicones can be stored for unlimited periods; condensation-cross-linked silicones can be stored for a limited period.

Strictly comply with the manufacturer's instructions for use when using moulding compounds and disinfectants.

### Preparation

Before mixing a new load of gypsum, check whether the mixing equipment is clean and dry. Remnants of old gypsum on mixing-spatulas, containers or stirrers will give rise to negative changes in the setting time and in the expansion of the new mixture. Ideally, gypsum should always be mixed in vacuum and in carefully weighed ratio of powder to water. Measuring by rule of thumb will naturally lead to considerable deviations in the technical data. The duration and intensity of stirring must be adapted to the manufacturer's specifications. The water must always be filled in first and the gypsum powder sprinkled in afterwards.



### Mixing Water

Dental gypsum can generally be mixed with distilled water at room temperature. If the water is very hard, the setting time may differ from that quoted. Use additives with care! In such case, use demineralized or distilled water.

If you add, for example, trimming water or gypsum hardener fluids, losses of quality cannot be ruled out.



### Sprinkling the gypsum powder

Sprinkle the gypsum powder into the mixing water evenly but quickly, i.e. within about 10 seconds. According to EN ISO 6873, the time interval starts when the powder and the water come into contact for the first time.

Allow the powder about 20 seconds of soaking time before beginning to mix with a spatula. When using impression plasters (type 1), stir the mixture manually with a spatula for 30 seconds. Plaster (type 2), Hard Stone (type 3) and Super Hard Stone (type 4) should be stirred for 60 seconds.



### Moving from the mould

Never move a solidified model from the mould sooner than 30 minutes after casting. On account of their poor volumetric stability, alginate and hydrocolloidal moulds should be cleaned, disinfected and neutralized before being filled with the gypsum. These moulds should be emptied after 30 minutes, however, because they act aggressively on gypsum. With other impression materials it is an advantage to remove the models up to one hour later.



### Expansion

All gypsum expand at the end of the setting period. The extent of the expansion depends on the composition of the gypsum, the ambient temperature and the air moisture. A comparison of expansion measurements between different gypsum is only possible with absolutely identical conditions and time data. Our expansion specifications are determined, therefore, in accordance with EN ISO 6873. When you draw comparisons, please look for reference to the DIN-standard and concrete time data! DIN lays down that the gypsum's expansion must be stipulated in % after 2 hours and that its pressure resistance must be quoted in MPa after one hour.

If a model is kept for some time at room temperature and at a low level of air moisture, the expansion will decrease by about 30 %. Soaking the model, as it is sometimes necessary, will cause the expansion to increase again

slightly, even with set gypsum. Our dental gypsum lie far below the expansion values permitted by the DIN standard (see table). Practice shows, however, that a certain expansion of the gypsum is required in order to compensate the contraction of other materials.



## Mixing

Mixing in a vacuum mixer generally has a positive effect on the gypsum. When mixing mechanically in a vacuum, you will need only half the time quoted for manual mixing, i.e. 60 seconds mixing by hand equals 30 seconds mixing by machine.

You should never add more gypsum powder to an excessively thin mix or more water to an excessively thick mix. You will only be interfering in the setting process and will damage the gypsum crystal structure.



## Casting

The finish mixture must be transferred immediately to the mould.



Never mix more gypsum at the time than you will need for 2-3 impressions because the mould must be filled within the processing time. During the crystal forming process, which starts at the end of the processing time, the gypsum must be left alone. If you work with a gypsum that has started to solidify, the fine details will not be reproduced with enough accuracy and the strength of the gypsum will be reduced notably.

This point must be observed particularly if you use vibrator. Filling the mould on a vibrator certainly has a positive impact on the formation of bubbles, pressure resistance and fluidity, but the vibrating must never be continued into the setting time.

## Modelling time

If the gypsum loses its lustre, it is possible to model or trim the gypsum for about 60 seconds. The subsequent setting time varies from one grade of the gypsum to another. We fix a setting time of approx. 10-12 minutes +/- 1,5 minutes for hard stone (type 3). Some super hard stone, on the other hand, are tuned for longer overall setting times. Setting times in accordance with a customer's individual wishes are possible for large orders. The gypsum must not be processed in any way during the setting time.



## Surface problems

Difficulties with the surface between the gypsum and alginate or hydrocolloidal moulding materials can be overcome by pretreatment of the mould. Alginate impressions can be neutralized with trimming water of gypsum powder and insulated with alginate insulant to prevent blooming or unhardened areas in the surface of the model. Hydrocolloidal impressions should be replaced in potassium sulphate or potassium carbonate solution and neutralized.



Carefully remove saliva and blood remnants, as they will also impair a dental gypsum setting properties.

## Soaking the model




























































Gypsum casts should never be subjected to shock treatment. If a cast needs to be evaporated for example, soaking (for approx. 5-8 minutes) will reduce the risk of the model being affected by flaking and cracking. Cleaning with a stream lance may remove surface layers and lead to inaccurate contours. Models are

best cleaned with a soft brush and a mild soap solution. Brief soaking may also prevent flaking and spalling when old models are being sawn or prepared. In order to prevent surface erosion, the water can be saturated with calcium sulphate, for example by inserting old models.



## Recommendation for applications

There is no such thing as a universal gypsum that meets all requirements. The principal indications for the various dental gypsum are listed below. Of course, the use of these gypsum may overlap, depending on your experience in this field.

	Crown and bridge models, implant models, master models using EM/NEM and VMK-techniques, control models	Partial frameworks (CrCo)	Working models, counter-bite models, acrylic dentures	Acrylic dentures, repairs, relines	Study models	Dental coroneae sockets for saw-cut models, for all pin systems	Orthodontic cases, show models, super white	Articulation, pre-walls, impressions	Special gypsum for opto-electronic scanning (e.g. Cerec)
<b>Impression Plaster, type 1</b>									
Dr. Balzer® Impression plaster									
<b>Plaster &amp; Articulation Plaster, type 2</b>									
Articulation plaster									
Mounting Stone									
Universal									
Spezial									
Dura-semi-hard-plaster									
<b>Hard Stone, type 3</b>									
Neo Marmorit® Super									
Neo Marmorit®									
Neo Marmorit® Speed									
Modelit®									
Marmodent®									
Marmodent® S									
Neo Marmorit® E									
Natura									
Ortho Plaster									
<b>Super Hard Stone, type 4</b>									
Marmoplast® N									
Marmorock® 20/22*/24*		* 							
Marmorock® Speed									
Japan-Stone									
Neo Stone									
Tru Stone									
Die Stone									
Excalibur									
Base Stone (FL)									
CAM-Stone N									
<b>Super Hard Stone, type 5</b>									
Die Keen									
MarmoDie									
Marmorock® E									

## Dr. Balzer® Impression Plaster

Natural material

Precision impression plaster with peppermint taste

Reduces patient's nausea as a result of its pleasant flavour and smell. The impressions are extremely accurated and can be removed from the cast with ease. Dr. Balzer impression plaster is also suitable for articulation works.

Same material as former HOKA impression plaster.

Recommendation: **impressions, articulation.**



Impression plaster, type 1	Dr. Balzer® Impression plaster
Colour	natural white, pink
Water-Powder-ratio	50 : 100
Working time in minutes	1.5
Setting time in minutes	2.5
Setting expansion %	0.06
Compressive strength, after 1 hour	15 MPa
Compressive strength, dry	20 MPa
Packing	25 kg; 20 kg; 4 x 5 kg; 5 kg

Product	Colour	25 kg bag REF	20 kg carton REF	4 x 5 kg bags REF	5 kg bag REF
Dr. Balzer® Impression plaster	natural white	201134	201139	201131	201130
	pink	200114	200119	200111	200110

## Articulation plaster, type 2



### Articulation Plaster Natural material with lemon smell

A special plaster for articulation works, characterised by slight expansion and excellent setting properties. For bite-interlocking, transfer sockets and reaming techniques, pre-walls and reamed sockets; fixing of KFO sockets, registering bite.

Recommendation: **Articulation.**

### Articulation Plaster Synthetic material

A special plaster for articulation works, characterised by slight expansion and excellent setting properties. For bite-interlocking, transfer sockets and reaming techniques, pre-walls and reamed sockets; fixing of KFO sockets, registering bite.

Recommendation: **Articulation.**

### Mounting Stone Natural material

Controlled plaster, very white, for precise impression and articulation work. Extremely low setting expansion and excellent positioning. Absolute precision is ensured for articulation casts. Its short setting time facilitates efficient work.

Recommendation: **Articulation, pre-walls.**

Articulation plaster, type 2	Articulation Plaster, natural material	Articulation Plaster, synthetic material	Mounting Stone
Colour	natural white	super white	snow white
Water-Powder-ratio	40 : 100	30 : 100	56 : 100
Working time in minutes	2.0	2.0	1.5
Setting time in minutes	4.5	4.5	2-3
Setting expansion %	0.04	0.04	0.08
Compressive strength, after 1 hour	20 MPa	20 MPa	18 MPa
Compressive strength, dry	30 MPa	30 MPa	30 MPa
Packing	25 kg; 20 kg; 4 x 5 kg; 5 kg	25 kg; 20 kg; 4 x 5 kg; 5 kg	22.7 kg

Product	Colour	25 kg bag REF	20 kg carton REF	4 x 5 kg bags REF	5 kg bag REF
Articulation Plaster, natural	natural white	200104	200109	200101	200100
Articulation Plaster, synthetic	super white	200894	200899	200891	200890
Mounting Stone	snow white	22.7 kg 200504			

## Universal Plaster

Made of pure Alabaster of the Harz mountains with share of 25 % of hard stone. A material with controlled expansion values you can produce volume constant and solid moulds with.

**Short setting time: 10 - 12 minutes.**

Recommendation: **study models, fixing of situation casts.**



## Spezial Plaster

Produced of pure Alabaster of the Harz mountains, contains a quarter of hard stone. Moulds made with this alabaster plaster are volume constant and solid. Controlled expansion.

**Long setting time: 18 - 22 minutes.**

Recommendation: **study models, fixing of situation casts.**



## Dura Semi-Hard Plaster

Is used for laboratory work, when hard stone is too hard and the conventional plaster is too soft. Dura semi-hard plaster is especially suitable for working on plastics. With this plaster best results can be achieved.

Recommendation: **acrylic dentures, repairs, relines.**



Plaster, type 2	Universal	Spezial	Dura Semi-Hard Plaster
Colour	natural white	natural white	blue, green, natural white
Water-Powder-ratio	50 : 100	50 : 100	40 : 100
Working time in minutes	5-6	10-12	5-6
Setting time in minutes	10-12	18-22	10-12
Setting expansion %	0.15	0.28	0.16
Compressive strength, after 1 hour	15 MPa	12 MPa	20 MPa
Compressive strength, dry	20 MPa	18 MPa	40 MPa
Packing	25 kg; 20 kg; 4 x 5 kg; 5 kg	25 kg; 20 kg; 4 x 5 kg; 5 kg	25 kg; 4 x 5 kg; 5 kg

Product	Colour	25 kg bag REF	25 kg carton REF	4 x 5 kg bags REF	5 kg bag REF
Universal	natural white	200134	20 kg 200139	200131	200130
Spezial	natural white	200124	20 kg 200129	200121	200120
Dura Semi-Hard Plaster	blue	200164	200169	200161	200160
	green	201644	201649	201641	201640
	natural white	201634	201639	201631	201630

## Hard stone, type 3



### Neo Marmorit® Super

Natural material, mixture of type 3 + 4

Casts have a smooth surface, are pressure resistant and retain their shape. This is ideal hard stone for parodontal bracing, metal plates, supported protheses in precious metals and steel, for regulation work and all other operations calling for the greatest possible accuracy of fit and hardness.

Recommendation: **working and checkbite casts, acrylic dentures, repairs, relines, situation casts.**

### Neo Marmorit® Natural material

Neo Marmorit has a good volume stability and shape, is highly pressure resistant and has a smooth surface. These are all outstanding properties for the manufacture of prostheses with a perfect fit, whether it is out of hard stone, precious metals or steel alloys. This hard stone is made of pure natural hard gypsum. Also available as Neo Marmorit Speed, where a quick setting time (6-7 min.) is desired.

Recommendation: **working and checkbite casts, acrylic dentures, repairs, relines, situation casts.**

### Neo Marmorit® Speed Natural material

A special short setting double grained hard stone for quick repairs and urgent works. The model surface is very smooth with a high compressive strength. Due it's quick setting time the gypsum model can be removed after 10-15 minutes and further work completed on it.

Recommendation: **working and checkbite casts, acrylic dentures, repairs, relines, situation casts.**

Hard stone, type 3	Neo Marmorit® Super	Neo Marmorit®	Neo Marmorit® Speed
Colour	grey, white, mint	blue, green, yellow	yellow
Water-Powder-ratio	26 : 100	30 : 100	30 : 100
Working time in minutes	5-6	5-6	3
Setting time in minutes	10-12	10-12	5-6
Setting expansion %	0.12	0.14	0.13
Compressive strength, after 1 hour	40 MPa	30 MPa	30 MPa
Compressive strength, dry	70 MPa	60 MPa	60 MPa
Packing	25 kg; 4 x 5 kg; 5 kg	25 kg; 4 x 5 kg; 5 kg	25 kg; 4 x 5 kg; 5 kg

Product	Colour	25 kg bag REF	25 kg carton REF	4 x 5 kg bags REF	5 kg bag REF
Neo Marmorit® Super	grey	202314	202319	202311	202310
	white	200234	200239	200231	200230
	<b>NEW!</b> mint	202374	202379	202371	202370
Neo Marmorit®	blue	200204	200209	200201	200200
	green	200584	200589	200581	200580
	yellow	200214	200219	200211	200210
Neo Marmorit® Speed	yellow	202104	202109	202101	202100

## Modelit® Natural material

For hard and solid casts with an exceptional pressure resistance and a smooth surface.

Recommendation: **working and checkbite casts, acrylic dentures, repairs, relines, situation casts.**



## Marmodent® Natural material

Especially suitable for prosthetics and orthodontics because of special choice and raw materials and selected production process.

Recommendation: **working and checkbite casts, acrylic dentures, repairs, relines, situation casts.**



## Marmodent® S Synthetic material

Synthetic hard stone for orthodontics and prosthetics. Especially suitable for show models and similar purposes.

Recommendation: **working and checkbite casts, acrylic dentures, repairs, relines, situation casts, orthodontics, very white show models.**



Hard stone type 3	Modelit®	Marmodent®	Marmodent® S
Colour	blue, yellow	blue, yellow, green, natural white	blue, yellow, super white
Water-Powder-ratio	30 : 100	30 : 100	30 : 100
Working time in minutes	5-6	5-6	5-6
Setting time in minutes	10-12	10-12	10-12
Setting expansion %	0.14	0.17	0.17
Compressive strength, after 1 hour	30 MPa	23 MPa	26 MPa
Compressive strength, dry	60 MPa	50 MPa	50 MPa
Packing	25 kg; 4 x 5 kg; 5 kg	25 kg; 4 x 5 kg; 5 kg	25 kg; 4 x 5 kg; 5 kg

Product	Colour	25 kg bag REF	25 kg carton REF	4 x 5 kg bags REF	5 kg bag REF
Modelit®	blue	200634	200639	200631	200630
	yellow	200624	200629	200621	200620
Marmodent®	blue	200824	200828	200829	200820
	yellow	200814	200818	200819	200810
	green	200844	200848	200849	200840
	natural white	200834	200838	200839	200830
Marmodent® S	blue	208244	208249	208299	208201
	yellow	208144	208149	208199	208101
	super white	208344	208349	208399	208301



### Neo Marmorit® E Natural material

A special formulated dental stone with a high setting expansion. This special gypsum is used for the model creation and the investing during the use with dental acrylics where a high expansion is necessary to compensate the shrinkage of the acrylic dentures (e.g. SR Ivocap Injection System). Neo Marmorit® E is usable for all acrylic dentures.

Recommendation: **acrylic dentures**



### Natura Natural material (orthodontics)

A volume-retaining dental hard stone, which is used for orthodontics. Its smooth surface and high pressure resistance are special characteristics of this natural hard stone.

Recommendation: **working and checkbite casts, acrylic dentures, repairs, relines, situation casts, orthodontics, very white show models.**



### Ortho Plaster Natural material (orthodontics)

It is used for orthodontic casts and study models, easy to mix, has a good fluidity and is harder than ordinary orthodontic hard stones. Easy to grind and polish. Furthermore a shiny, ultra white surface can be achieved.

Recommendation: **orthodontics, very white show models.**

Hard stone, type 3	Neo Marmorit® E	Natura	Ortho Plaster
Colour	white	super white	snow white
Water-Powder-ratio	25 : 100	30 : 100	35 : 100
Working time in minutes	5-6	5-6	8
Setting time in minutes	10-12	10-12	13-15
Setting expansion %	0.60	0.14	0.12
Compressive strength, after 1 hour	30 MPa	30 MPa	30 MPa
Compressive strength, dry	60 MPa	60 MPa	62 MPa
Packing	4 x 5 kg; 5 kg	25 kg; 4 x 5 kg; 5 kg	22,7 kg

Product	Colour	25 kg bag REF	25 kg carton REF	4 x 5 kg bags REF	5 kg bag REF
Neo Marmorit® E	white			200241	200240
Natura	super white	200224	200229	200221	200220
Ortho Plaster	snow white		22,7 kg 200493		

## Marmoplast® N Resin-stabilized material

MARMOPLAST N is possessing a high edge stability and low expansion. Marmoplast N is not brittle and does not splinter as easily as other super hard stones. Super smooth surface and especially high fluidity.

Recommendation: **crown and bridge models, implant models, master models with precious/non-precious alloys, control models.**



## Marmorock® 20/22/24 Natural material

A fine flowing super hard stone of exceptional hardness. Outstanding edge stability and compressive strength, very good resistance to scratching and breakage while having a minimum expansion. Also available as Marmorock Speed, where a quick setting time (6-7 min.) is desired.

Recommendation: **crown and bridge models, implant models, master models with precious/non-precious alloys, control models, checkbite-casts.**



Super hard stone, type 4	Marmoplast® N	Marmorock® 20/22/24
Colour	golden brown, ivory, apricot, pearlgrey	golden brown, yellow, green, white
Water-Powder-ratio	20 : 100	20 : 100 / 22 : 100 / 24 : 100
Working time in minutes	7-8	6-7
Setting time in minutes	15-17	12-14
Setting expansion %	0.09	0.09 / 0.09 / 0.10
Compressive strength, after 1 hour	60 MPa	60 MPa / 55 MPa / 50 MPa
Compressive strength, dry	90 MPa	90 MPa / 80 MPa / 75 MPa
Packing	25 kg; 4 x 5 kg; 5 kg	25 kg; 4 x 5 kg; 5 kg

Product	Colour	25 kg bag REF	25 kg carton REF	4 x 5 kg bags REF	5 kg bag REF
<b>Marmoplast® N</b>	golden brown	170104	170109	170108	170101
	ivory	171004	171009	171008	171000
	apricot	171014	171019	171018	171010
	pearlgrey	171024	171029	171028	171020
<b>Marmorock® 20</b>	golden brown	200594	200592	200599	200598
	yellow	205904	205902	205909	205908
	green	205914	205912	205919	205918
	white	200604	200609	200602	200608
<b>Marmorock® 22</b>	golden brown	205924	205922	205929	205928
	yellow	205934	205932	205939	205938
	green	205944	205942	205949	205948
	white	206014	206012	206019	206018
<b>Marmorock® 24</b>	golden brown	205954	205952	205959	205958
	yellow	205964	205962	205969	205968
	green	205974	205972	205979	205978
	white	206024	206022	206029	206028

## Super hard stone, type 4



### Marmorock® Speed Natural material

A special short setting super hard stone for carrying out urgent repairs and urgent works where a high compressive strength, low expansion and thixotropic properties are desired. Due to its quick setting time the gypsum model can be removed after 10-15 minutes and further work complete on it.

Recommendation: **crown and bridge models, implant models, master models with precious/non-precious alloys, control models, checkbite-casts.**

### Japan-Stone Synthetic material

An exceptional super hard stone of type 4 with low setting expansion, high accuracy of fit, an enormous hardness, special fluidity and a smooth and resistant surface.

Recommendation: **crown and bridge models, implant models, master models with precious/non-precious alloys, control models, checkbite-casts.**

### Neo Stone Synthetic material

A super hard stone of type 4 made of mineral raw material and synthetic additives. It is characterized by its low expansion and high edge resistance. This gypsum is ideally suited for stump and saw casts and guarantees constant processing and setting properties.

Recommendation: **crown and bridge models, implant models, master models with precious/non-precious alloys and VMK-technique, control models, working and checkbite casts, orthodontics, very white show models.**

Super hard stone, type 4	Marmorock® Speed	Japan-Stone	Neo Stone
Colour	golden brown	golden brown, white	pink, super white
Water-Powder-ratio	20 : 100	20 : 100	23 : 100
Working time in minutes	3-4	5-6	5-6
Setting time in minutes	5-6	10-12	10-12
Setting expansion %	0.09	0.09	0.10
Compressive strength, after 1 hour	65 MPa	60 MPa	45 MPa
Compressive strength, dry	90 MPa	85 MPa	75 MPa
Packing	25 kg; 4 x 5 kg; 5 kg	25 kg; 4 x 5 kg; 5 kg	25 kg; 4 x 5 kg; 5 kg

Product	Colour	25 kg bag REF	25 kg carton REF	4 x 5 kg bags REF	5 kg bag REF
Marmorock® Speed	golden brown	206104	206109	206101	206100
Japan-Stone	golden brown	200184	200189	200188	200180
	white	200174	200179	200178	200170
Neo Stone	pink	200884	200882	200888	200880
	super white	208834	208832	208838	208830

## Tru Stone Natural material

Universal super hard stone for crowns and bridges, very smooth and hard surface. Its low setting expansion ensures a high accuracy of fit. Thanks to its identical expansion value and contrasting colours, ideally suited for use as a base material in conjunction with „Die Keen“.

Recommendation: **crown and bridge models, implant models, master models with precious/non-precious alloys and VMK-technique, control models, working and check-bite casts.**

## Die Stone Natural material

For stump casts, crowns and bridges, high accuracy of fit as a result of low setting expansion, very smooth and hard surface.

Recommendation: **crown and bridge models, implant models, master models with precious/non-precious alloys and VMK-technique, control models.**

## Excalibur Natural material

This material is excellently suitable for precision works. Its high degree of hardness provides good trimability and the outstanding scratch and pressure resistance are ideal for the production of crowns, bridges and partial dentures.

Recommendation: **crown and bridge models, implant models, master models with precious/non-precious alloys, control models.**



Super hard stone, type 4	Tru Stone	Die Stone	Excalibur
Colour	pink	peach	green, white, golden brown
Water-Powder-ratio	24 : 100	22 : 100	22 : 100
Working time in minutes	5-6	6-7	7-8
Setting time in minutes	9-11	10-13	11-13
Setting expansion %	0.09	0.07	0.09
Compressive strength, after 1 hour	40 MPa	52 MPa	54 MPa
Compressive strength, dry	70 MPa	75 MPa	80 MPa
Packing	11,3 kg	22,7 kg	25 kg; 4 x 5 kg; 5 kg

Product	Colour	25 kg bag REF	25 kg carton REF	4 x 5 kg bags REF	5 kg bag REF
Tru Stone	pink		11,3 kg 204807		
Die Stone	peach		22,7 kg 200475		
Excalibur	golden brown	204554	204559	204558	204550
	green	204544	204549	204548	204541
	white	204534	204539	204538	204531

## Super hard stone, type 4



### Base Stone

For the setting of dental coronae, pre-walls, reamed sockets, and the fixing of inner linings and orthodontic models. With this setting base stone, the expansion properties are adjusted to suit type 4 super hard stone, tension-free models and the accurate introduction of pins.

Recommendation: **sockets for master models if using Dowel-pins, pin systems.**

### Base Stone FL

An extremely fine-flowing super hard stone for basing models without using a vibrator. The powder-water-mixture can be directly poured out of the mixing bowl into the base former.

Recommendation: **sockets for master models if using Dowel-pins, pin systems.**

### CAM-Stone N

Special stone for CAD-CAM systems (e.g. Cerec)

CAM-Stone N has been developed for opto-electronic scanning. It prevents interfering reflections in the defined wavelengths. By using CAM-Stone N the coating of the gypsum model is not necessary. The short setting time allows a fast chairside treatment.

Recommendation: **For opto-electronic scanning (e. g. Cerec-System), crown and bridge models, master casts with precious and non-precious alloys.**

Super hard stone, type 4	Base Stone	Base Stone FL	CAM-Stone N
Colour	pink, white	green, blue, white, deep blue	salmon-coloured, ivory
Water-Powder-ratio	25 : 100	23 : 100	20 : 100
Working time in minutes	3	5-6	4
Setting time in minutes	6-8	10-12	7-9
Setting expansion %	0.06	0.06	0.06
Compressive strength, after 1 hour	40 MPa	50 MPa	60 MPa
Compressive strength, dry	65 MPa	70 MPa	90 MPa
Packing	25 kg; 4 x 5 kg; 5 kg	25 kg; 4 x 5 kg; 5 kg	25 kg; 4 x 5 kg; 5 kg

Product	Colour	25 kg bag REF	25 kg carton REF	4 x 5 kg bags REF	5 kg bag REF
Base Stone	pink	209884	209889	209881	209882
	white	209834	209839	209831	209832
Base Stone FL	green	209864	209869	209861	209860
	blue	209854	209859	209851	209850
	white	209844	209849	209841	209840
	deep blue	229854	229859	229851	229850
CAM-Stone N	salmon-coloured	200514	200519	200511	200510
	ivory	205124	205129	205121	205120

## Die Keen Natural material

A very hard but not brittle super hard stone. Ideally suitable for demanding prosthetic work (crowns and bridges, model castings etc). High accuracy of fit, suitable for all impression materials. An extra fine grain ensures a very smooth surface. Standard colour green, also available in golden brown.

Recommendation: **crown and bridge models, master casts with precious and non-precious alloys, control casts.**



## MarmoDie Natural material

Because of the high compressive strength and the good scratch resistance it's perfect for many requirements. It's high expansion compensates for the contraction of other materials.

Recommendation: **crown and bridge models, master models with precious/non-precious alloys and VMK-technique, control models, working and checkbite casts, acrylic dentures.**



## Marmorock® E Natural material

A fine flowing thixotropic super hard stone, which offers extraordinary hardness made of high purity natural stone. Its high expansion compensates for the contraction of other material. Marmorock E has a high scratch and fracture resistance and is especially suitable for first class prothesis.

Recommendation: **crown and bridge models, master models with precious/non-precious alloys, control models, working and checkbite casts, acrylic dentures.**



Super hard stone, type 5	Die Keen	MarmoDie	Marmorock® E
Colour	green, golden brown	green, golden brown	golden brown
Water-Powder-ratio	21 : 100	21 : 100	20 : 100
Working time in minutes	6-7	6-7	6-7
Setting time in minutes	10-13	10-13	12-14
Setting expansion %	0.18	0.20	0.25
Compressive strength, after 1 hour	40 MPa	45 MPa	60 MPa
Compressive strength, dry	80 MPa	90 MPa	90 MPa
Packing	22,7 kg	22,7 kg	25 kg; 4 x 5 kg; 5 kg

Product	Colour	25 kg bag REF	25 kg carton REF	4 x 5 kg bags REF	5 kg bag REF
Die Keen	green		22,7 kg 200469		
	golden brown		22,7 kg 204636		
MarmoDie	green		22,7 kg 204316		
	golden brown		22,7 kg 200436		
Marmorock® E	golden brown	200614	200619	200611	200610



### **Rapidex** Setting accelerator

A tried and tested setting accelerator for all conventional types of gypsum.

1 kg bucket	REF 200404
5 kg bag	REF 200400



### **GipEx** Gypsum dissolving agent

For the removal of residual gypsum from prostheses, artificial resin crown etc.. Non-acid and ideal for use in ultrasonic equipment. Solution ready for use.

1.000 ml bottle	REF 207401
5.000 ml canister	REF 207402



### **GipEx Tabs**

GipEx Tabs High reactive binder for dental gypsum and phosphate bound investments in the gypsum separator. Prevents waste pipe blockage, reduces unpleasant smells and facilitates separator cleaning.

2 pieces (test set)	REF 207410
10 pieces	REF 207411
25 pieces	REF 207412



### **Marmosep G** Gypsum/Gypsum separating agent

A specially developed gypsum/gypsum separating agent for use with Base stone FL. Marmosep G dries quickly, seals the surface effectively and does not create a greasy film. Application: Spray the gypsum model at a distance of approx. 20 cm and allow to dry. Do not allow „puddles“ to build up!

250 ml spray bottle	REF 207335
1.000 ml refill bottle	REF 207331



### **Marmosep K** Gypsum against acrylics

Alginate based insulating agent for hot and cold polymerisates, for gypsum casts using acrylics. Its thin and smooth coat is resistant against scratching and insulates reliably.

1.000 ml bottle	REF 200731
5.000 ml canister	REF 200732

### **Gisan** Gypsum against wax

For sealing of model surfaces. Gisan does not lose its separating capability even at extremely high temperatures.

30 ml glass bottle  
1.000 ml refill bottle

REF 207320  
REF 207321



### **Algidur-Liquid** Alginate neutralizer

Neutralizer and disinfectant agent for alginate impressions, prevents emission of alginic acid and thus produces smooth gypsum casts. Algidur-Liquid can be used for all kinds of alginates.

250 ml spray bottle  
1.000 ml bottle  
5.000 ml canister

REF 200740  
REF 200741  
REF 200742

For disinfect as well!



### **Gypsum Gloss**

Impregnation for gypsum models

An environmentally impregnation for all gypsum models. The gypsum models get thru the gloss bath a moisture-, fat- and dust repellent and a shiny surface as well.

4.500 ml

REF 603151



### **Gypsum Knife** according to Gritmann

Wooden handle and flask opener. 17 cm.

REF 200792

### **Mixing Spatula**

For gypsum, resins and cements. Wooden handle. 21.5 cm.

REF 200793

### **Measuring Cylinder**

Made from PMP. Clear. Graded in 1 ml.

REF 200791

### **Aluminium gypsum scoop**

For gypsum and investments, size: 210 mm for approx. 160 g powder

REF 200795





Model with adhesive duplicating tape ready for duplicating



Cross-section of a flaskless duplicating mould



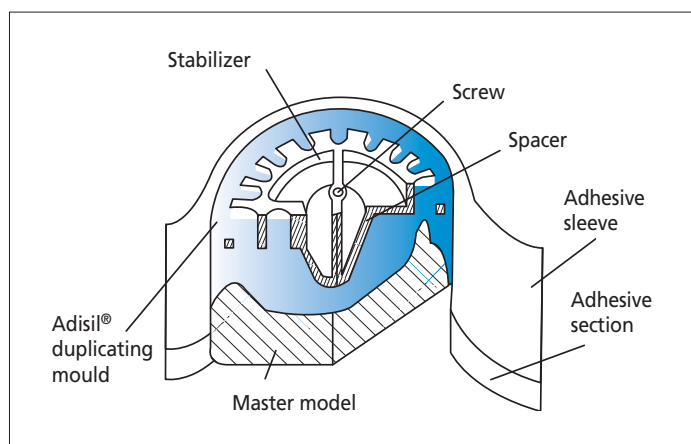
Fixation device for flaskless duplication

### The SILADENT flaskless duplicating

In dental technology, duplicating models for chrome-cobalt has always involved using flasks in a variety of shapes and sizes. When using the patented SILADENT system, flasks are no longer required.

In the early 1980's SILADENT introduced a new group of materials to dental technology by developing and formulating silicones which are suitable as an alternative to agar agar-based duplicating gels for duplicating models used in dental technology. This new method of duplicating using silicone was the basis for further innovative developments - especially in materials and technical methods - and has led to the current well-known flaskless SILADENT technique.

For further information about the SILADENT flaskless duplicating technique refer to our Technical Brochure which may be obtained from our sales representative or direct from the SILADENT technical department.



The SILADENT flaskless duplicating system

## Adisil® blue 9 : 1

Addition-curing duplicating silicone for the highest standards. The leading duplicating silicone for the patented flask-less SILADENT system for over 25 years (adhesive tape technique).

- Highly accurate reproduction to within 1/1000 mm
- No shrinkage
- No deterioration
- Excellent tensile strength and tear resistance properties and values
- Virtually no limit to the number of times the duplicating mould can be poured

1 kg	Components A + B	REF 101001
4 kg	Components A + B	REF 101004
6 kg	Components A + B	REF 101007
30 kg	Components A + B	REF 101010



### Technical data:

(DIN EN ISO 14356, type 2 - irreversible duplicating material)

Mixing ratio:	9 : 1
Mixing under vacuum:	40 sec.
Working time at 23°C:	approx. 6 min.
Curing time at 23°C:	approx. 30 min.
Tensile strength:	approx. 4,7 MPa
Elongation at break:	approx. 365%
Tear strength:	approx. 24 N/mm
Shore A hardness:	> 24
Colour:	blue

## Adisil® pink 1 : 1

A high-quality addition-curing duplicating silicone with all the prerequisites for the adhesive tape and flasking techniques.

- Easy and economical measuring
- Suitable for dispensers
- Ideal low viscosity

2 x 1 kg	Components A + B	REF 101201
2 x 6 kg	Components A + B	REF 101204
2 x 25 kg	Components A + B	REF 101207



### Technical data:

(DIN EN ISO 14356, type 2 - irreversible duplicating material)

Mixing ratio:	1 : 1
Mixing under vacuum:	40 sec.
Working time at 23°C:	> 5 min.
Curing time at 23°C:	30 - 45 min.
Tensile strength:	approx. 2,2 MPa
Elongation at break:	approx. 310%
Tear strength:	> 6,5 N/mm
Shore A hardness:	> 24
Colour:	pink



### Technical data:

(DIN EN ISO 14356, type 2 - irreversible duplicating material)

Mixing ratio:	1 : 1
Mixing under vacuum:	40 sec.
Working time at 23°C:	4 - 5 min.
Curing time at 23°C:	approx. 30 min.
Tensile strength:	approx. 2,6 MPa
Elongation at break:	approx. 400 %
Tear strength:	approx. 7,0 N/mm
Shore A hardness:	22 - 24
Colour:	green



### Technical data:

(DIN EN ISO 14356, type 2 - irreversible duplicating material)

Mixing ratio:	1 : 1
Mixing under vacuum:	40 sec.
Working time at 23°C:	> 5 min.
Curing time at 23°C:	30 - 45 min.
Tensile strength:	approx. 1,8 MPa
Elongation at break:	approx. 220 %
Tear strength:	approx. 3,0 N/mm
Shore A hardness:	16 - 18
Colour:	turquoise

## Hydrosil 1 : 1

A new type of addition-curing duplicating silicone. For the first time ever, specially formulated with hydrophilic properties. Its excellent physical properties meet all requirements for use with the proven flaskless SILADENT duplicating system.

- Wetting agents no longer required
- No unwanted reactions within the material chain
- Smoother model surfaces without using wetting agents

2 x 1 kg	Components A + B	REF 101301
2 x 6 kg	Components A + B	REF 101304
2 x 25 kg	Components A + B	REF 101307

## Kontursil 1 : 1

Addition-curing duplicating silicone. Recommended for use in when duplicating with conventional flasks.

- High reproduction of detail graphic accuracy
- Provides for easy model removal due to greater flexibility
- May be mixed with a dispenser

2 x 1 kg	Components A + B	REF 101401
2 x 6 kg	Components A + B	REF 101404
2 x 25 kg	Components A + B	REF 101407

## Adisil® rapid 1 : 1

A rapid-curing, addition-curing duplicating silicone, developed especially for express jobs using adhesive crepe sleeves or flasks. Remove Adisil® rapid from the duplicating mould after just 10 minutes.

- removable from the duplicating mould after 10 minutes
- suitable for use with dispensing units
- tear/ tear growth resistant
- low-viscosity

2 x 1 kg	Components A + B	REF 101231
2 x 6 kg	Components A + B	REF 101234
2 x 25 kg	Components A + B	REF 101237



### Technical data:

(DIN EN ISO 14356, type 2 - irreversible duplicating material)

Mixing ratio:	1 : 1
Mixing under vacuum:	40 sec.
Working time at 23°C:	3 - 4 min.
Curing time at 23°C:	10 min.
Tensile strength:	approx. 2,2 MPa
Elongation at break:	approx. 310%
Tear strength:	> 6,5 N/mm
Shore A hardness:	24
Colour:	yellow

## Adisil® transparent 1 : 1

Transparent addition-curing duplicating silicone. Mixing ratio 1 : 1. The physical properties of the earlier product have been improved and the newly developed product is now available.

- Suitable for duplicating single dies and also for the SILADENT duplicating system
- Light-curing composites with a wavelength between 300 and 500 nanometers may be polymerized through the silicone
- Specific uses in prosthetics
- Not suitable for use with dispensers

2 x 1 kg	Components A + B	REF 101101
2 x 250 g	Components A + B	REF 101100



### Technical data:

(DIN EN ISO 14356, type 2 - irreversible duplicating material)

Mixing ratio:	1 : 1
Mixing under vacuum:	40 sec.
Working time at 23°C:	approx. 4 min.
Curing time at 23°C:	approx. 30 min.
Tensile strength:	approx. 2,5 MPa
Elongation at break:	approx. 200%
Tear strength:	approx. 7,0 N/mm
Shore A hardness:	18 - 20

## Marmogel Duplicating gel, green

An elastic duplicating material for use with gypsum models, gypsum and phosphate bound investments. Marmogel is a reversible hydrocolloid manufactured from high quality, natural ingredients and stabilizing substances.

6 kg	REF 200440
------	------------





### Dispensing pump

Made of plastic for the 6 kg container. Pump with lid.

Pump with lid (white), component A	REF 101512
Pump with lid (red), component B	REF 101502



### Dispenser unit DA 2000, 1 : 1

Allows continuous dispensing of ready-mixed silicone by means of disposable mixer cannulas/mixing tips. Inclusive fast-lock with cover for 1 kg bottles (A+B).

Automatic dispenser unit DA 2000, 1:1	REF 111503
Disposable mixing tips, pack of 100, pink	REF 111505
Fast-lock with cover for 6 kg canister (A+B)	REF 101513



### Vacuum mixer VM 2000

Maintenance-free vacuum mixer. Operates without a vacuum pump and is easily connected to the compressed air in the laboratory. Suitable for mixing silicone, dental stones and investment materials. May be wall-mounted or free-standing.

1 Vacuum mixer VM 2000 including 450 ml mixing bowl	REF 101522
---	------------



### Mixing bowl for the vacuum mixer

VM 2000 in three sizes (also usable for VM 1000)

Small	250 ml (135 ml max. capacity)	REF 101508
Medium	450 ml (270 ml max. capacity)	REF 101509
Large	950 ml (680 ml max. capacity)	REF 101510



### Stand for vacuum mixer VM 2000

Device for assembling the SILADENT vacuum mixer as a free-standing unit. The vacuum mixer is simply placed on and secured with two screws.

Stand for vacuum mixer VM 2000	REF 101523
--------------------------------	------------

## Surfactants, Debubblizers

### Neutrasil

A special alcohol-based liquid for reducing the surface tension of silicone. Neutrasil enhances the flow properties of the investment and facilitates the fabrication of perfect duplicating models.

Not suitable for alginates, hydrocolloids and polyethers!

**250 ml Neutrasil pump spray bottle** REF 101603  
**1.000 ml Neutrasil refill** REF 101604

### Neutralit

A universal liquid for neutralising and wetting silicone, wax, metal and plastic surfaces. Neutralit does not form a film and is compatible with all silicone-based impression and duplicating materials.

Not suitable for alginates, hydrocolloids and polyethers!

**250 ml Neutralit pump spray bottle** REF 101601  
**1.000 ml Neutralit refill** REF 101602

### Gipsil

Surfactant based debubbler specially for pouring bubble-free gypsum models in silicone and polyether impressions.

**250 ml Gipsil pump spray bottle** REF 101605  
**1.000 ml Gipsil refill** REF 101606

### Pump spray bottle

For spraying Neutrasil, Neutralit, Gipsil surfactants (propellant-free).

**250 ml Pump spray bottle** REF 101607

### Fixation device

Device for positioning the stabilizer when using the SILADENT flaskless duplicating procedure.

**1 Fixation device** REF 101701





### Duplicating cross

Device for flaskless duplication without the fixation device. A practical accessory when the duplicating material is to be vulcanised cured under pressure.

1 Duplicating cross

REF 101702



### Stabilizer, white

For stabilizing the silicone mould when using the SILADENT flaskless duplicating procedure. (Patent no. DBP 36 44 997). Supplied in four sizes.

Size	1	57 x 44 mm	REF 101703
	2	62 x 48 mm	REF 101704
	3	66 x 55 mm	REF 101705
	4	72 x 60 mm	REF 101706



### Adhesive duplicating tape

Duplicating ring material for the patented flaskless SILADENT duplicating procedure. (Patent no. DBP 36 00 736).

40 m Adhesive duplicating tape

REF 101707


### Adhesive duplicating tape

with space-maintaining adhesive surface.

Adhesive tape with a thicker adhesive strip to allow for more space between the model and duplicating silicone.

25 m Adhesive duplicating tape with space-maintaining adhesive surface

REF 101708



### Economical duplicating flasks, blue

Plastic duplicating flask with 3 sections for cost saving, problem-free duplicating with Kontursil. Consists of a flask base, flask ring and stabilizer. Supplied in two sizes.

Flask complete, size 1	REF 101709
Flask complete, size 2	REF 101713
Flask base single, size 1 (68 x 81 mm)	REF 101710
Flask base single, size 2 (73 x 91 mm)	REF 101714
Flask ring single, size 1 (68 x 81 mm)	REF 101711
Flask ring single, size 2 (73 x 91 mm)	REF 101715
Stabilizer with retention retainers, single, size 1	REF 101712
Stabilizer with retention retainers, single, size 2	REF 101716

## SILADENT investments

Essential components of the SILADENT technique are phosphate-bonded investments, specifically developed for casting all types of dental alloys, are essential components of the SILADENT technique. SILADENT investments, cover all applications, from fine-particle for use when casting CrCo partial frameworks or fine to ultra-fine for crown and bridge cases, including speed technique or for conventional burnout with different temperature hold-stages or for both.


At SILADENT we have been developing phosphate-bonded precision investments for over 25 years. Top priority has always been given to the requirements of dental technicians in their often hectic, work day. The result of this development is an established technique that has been copied many times.

A generally faster pace of life has also had an effect on dental laboratories leading to a demand for investments which can be heated up quickly and which but still remain very precise.

In our ultra-modern mixing plants we manufacture our investments in mixing units for loading the blast furnaces-batches. Our manufacturing process is based on high-quality raw materials and a balanced composition, ensuring long-term consistent product quality. Comprehensive production control and accurate documentation help us guarantee reliable results and consistently high precision of fit and surface quality. Not only the technical specifications but also the technical application of every production load batch are precisely controlled. This offers us and our customers complete confidence when using our investments. We command high standards from the all test results and manufacture only consistently high-quality product demanded by our customers' requirements.



The plough-share mixer mixes the components efficiently and swiftly.



Quartz, the main component, magnified one hundred times by a raster electron microscope.

## Investments for crown and bridge cases:

### TeleVest - special investment

Dust reduced, phosphate-bonded and non-graphite precision investment material developed specifically for speed preheating when casting telescopic crowns. For use when casting all types of telescopic crown and with the SILADENT TeleRing technique. Can be used with all types of dental casting alloy (except titanium).

**5 kg carton** (32 x 160 g sachets)

REF 103701

TeleVest should be used with SILADENT **type 100** liquid!





## Silavest Press - for pressable ceramics



A phosphate bonded, graphite free precision investment especially developed for all pressable ceramic systems in the speed casting technique. Silavest Press can be used for the press to metal and press to zirconium system. This super fine investment guarantees a perfect fitting and very smooth surface.

- super fine powder, very creamy consistency
- for all kinds of pressing systems, also for large muffles
- for press to metal / press to zirconium
- super fine pressed surfaces
- easy divesting
- sufficient working time

Silavest Press should be used with SILADENT liquid type 100!

5 kg carton (= 50 x 100 g)

REF 102003



## Silavest Gold - for all precious alloys



A super fine, phosphate bonded, graphite free precision investment for the crown and bridge technique especially developed for precious alloys in the speed casting technique. The expansion can be regulated precisely with a perfect fitting and a very smooth surface of the casted alloy in the crown and bridge technique and the double crown technique as well.

- super fine powder, very creamy consistency
- for the speed casting and conventional casting technique
- usable for the ringless casting system
- easy divesting
- super fine surface of the casted alloys

Silavest Gold should be used with SILADENT liquid type 100!

5 kg carton (= 32 x 160 g)

REF 101921

20 kg carton (= 125 x 160 g)

REF 101922



## Premium - universal investment

Phosphate-bonded, graphite-free precision investment with a variety of uses and exceptional properties. For fast or conventional burnout. Suitable for crown and bridge cases and combi techniques as well as pressable ceramic systems.

- Universal application
- Expansion precisely regulated by using varying the liquid concentration
- Very smooth casting surfaces with an excellent and reproducible fit
- Well-proven for pressable ceramics (e.g. Empress®/ Ivoclar)
- Suitable for all dental alloys (except titanium!)
- Easy storage and better value because of its universal range of applications.

5 kg carton (32 x 160 g sachets)

REF 101801

20 kg carton (125 x 160 g sachets)

REF 101802

20 kg carton (4 x 5 kg aluminium bags)

REF 101803

12 kg carton (200 x 60 g sachets)

REF 101814

Premium should be used with SILADENT liquid type 100 liquid!

## Presto Vest II - speed investment

The logical further development of the predecessor product Presto Vest. Presto Vest II is a phosphate-bonded, special speed investment with a ultrafine corn size for crown and bridge work.

- Sufficient expansion even for CrCo alloys
- Excellent surfaces smoothness due to ultra-fine particles
- Fast preheating saves time
- Effortless deinvesting
- May be used with conventional rings or ringless.  
Expansion is unrestricted when ringless methods are utilized.
- Excellent fit both with precious or non-precious alloys as well as palladium-based alloys
- Ideal flow properties
- Sufficient working time

**5 kg carton** (32 x 160 g sachets) REF 101901  
**20 kg carton** (125 x 160 g sachets) REF 101902

Presto Vest II should be used with SILADENT **type 100** liquid!



## Investments for CrCo:

### JET 2000

Precision investment for the CrCo rapid burnout procedure. JET 2000 can be placed in a furnace preheated to 1.050°C, thus solving problems of deadlines in the CrCo department. This investment is used whenever precision casting is required within time imposed deadlines.

- Precisely regulated expansion ensures excellent fit.
- Consistant quality castings with high precision in detail reproduction and surface smoothness.
- It's excellent flow properties makes investing easier and helps to prevent unwanted air bubbles.
- Easy divesting saves unnecessary labor and warpage.

**5 kg carton** (28 x 180 g sachets) REF 102101  
**20 kg carton** (112 x 180 g sachets) REF 102102  
**20 kg carton** (50 x 400 g sachets) REF 102103  
**20 kg carton** (4 x 5 kg aluminium bags) REF 102104

JET 2000 should be used with SILADENT **type 100** liquid!



### Micro

A fine, phosphate-bonded, graphite-free precision investment. Micro is suitable for use as a CrCo investment and also used successfully in for crown and bridgework technique. As with Granisit®, expansion is regulated by using liquid types 100 or 140 liquids.

- A super-fine particle size ensures exact reproduction of detail and very smooth casting surfaces
- Expansion is precisely regulated by varying the concentration of the liquid
- Excellent flow properties

**5 kg carton** (28 x 180 g sachets) REF 102201  
**20 kg carton** (112 x 180 g sachets) REF 102202  
**20 kg carton** (50 x 400 g sachets) REF 102203  
**20 kg carton** (4 x 5 kg aluminium bags) REF 102204





### Granisit®

For over 25 years this Granisit® has been relied upon as the classic SILADENT CrCo investment for precision fit and smooth surface. Phosphate-bonded, graphite-free precision investment.

- Suitable for all precious, semi-precious and CrCo alloys
- The amount of expansion may be precisely regulated by varying the concentration of the expansion liquid
- Expansion is regulated using type 100 liquid. When investing CrCo telescopic crowns use type 140 liquid
- High marginal stability and reproduction of detail graphic accuracy
- Very smooth casting surfaces and excellent reproduction of details.

5 kg carton (28 x 180 g sachets)	REF 102301
20 kg carton (112 x 180 g sachets)	REF 102302
20 kg carton (50 x 400 g sachets)	REF 102303
20 kg carton (4 x 5 kg aluminium bags)	REF 102304



### Granisit® XF Speed

GRANISIT® XF Speed is a phosphate bonded, graphite free and very fine grain precision investment for partial denture frameworks. It is usable for the conventional and speed casting technique and is suitable for casting all types of dental alloys.

- super fine grain size, creamy consistency
- perfect fitting, very smooth casting surfaces, excellent reproduction of details
- easy divesting

5 kg carton (28 x 180 g sachets)	REF 102310
20 kg carton (112 x 180 g sachets)	REF 102311
20 kg carton (50 x 400 g sachets)	REF 102312

Granisit® XF Speed should be used with SILADENT **type 100** liquid!



### Granisit® RPS



A super fine phosphate bonded, graphite free precision investment for the production of partial frameworks. Granisit® RPS is usable in the conventional and speed casting technique and is developed especially for the casting of resin parts (instead of wax patterns) which are produced in the Rapid Prototyping technique.

- super fine corn size, creamy consistency
- perfect fitting, very smooth casting surface
- easy to divest

20 kg carton (50 x 400 g sachets)	REF 102332
-----------------------------------	------------

Granisit® RPS should be used with SILADENT **type 100** liquid!

## Gypsum bound investments:

### Marmovest G

Speed casting investment for crown and bridge

Gypsum-bounded and graphite-free precision investment for precious metals and low-melting alloys. Expansion can be regulated by the ratio of water used. Fine-grained. High degree of accuracy and surface quality. Can be put into a preheated furnace.

5 kg aluminium bag REF 202501  
20 kg carton (4 x 5 kg aluminium bags) REF 202505



### Vesto Soldering compound

Many years of experience made this investment compound an absolute high-quality material. Embedded workpieces are not influenced, neither by expansion nor by contraction of the investment compound. Especially suitable for the soldering of secondary parts on model cast prostheses and of repairs. Vesto has an extremely high heat resistance and can be processed immediately using a large flame.

5 kg paper bag REF 200270  
25 kg paper bag REF 200274





## LD 1 - Liquid dispenser unit

Water and expansion liquid dispenser unit for the use of investments and gypsum.

- 15 memory spaces for programs of different investments
- eliminates handling mistakes with the liquid and water ratio
- exact control of the expansion
- constant and reproduceable casting results

**LD1 - Liquid dispenser unit**

REF 264000



## Expansionsliquid

Two different expansion liquids are available for SILADENT phosphate-bonded SILADENT investments. SILADENT technical instructions should be closely followed in selecting and utilizing these liquids.

### Expansion liquid, type 100

Standard expansion liquid for Granisit<sup>®</sup>, Micro, JET 2000, Granisit<sup>®</sup> XF Speed, Granisit<sup>®</sup> RPS, Presto Vest II, Premium, Silavest Press, Silavest Gold, TeleVest.

**1 litre bottle**

REF 102401

**3 litre canister**

REF 102402

**10 litre canister**

REF 102422

**25 litre canister**

REF 102403



### Expansionsliquid Typ 140

Special liquid contains a higher proportion of silica solution and other particles for higher expansion values. Type 140 is the standard liquid for SILADENT investment Silavest KB, when fabricating CrCo telescopic work and also for other phosphate-bonded investments.

**1 litre bottle**

REF 102404

**3 litre canister**

REF 102405

**10 litre canister**

REF 102425

**25 litre canister**

REF 102406



## Liquid dispensing bottle

Premixed expansion liquid may be measured out exactly according to requirements using the measuring syringe in conjunction with liquid dispensing bottle.

- No further premixing required before each investing
- Allows more exact measurement of the different liquid concentrations

**1000 ml liquid dispensing bottle with a special cap for the measuring syringe**

REF 102407

## Measuring syringe

Measuring syringe for dispensing expansion liquid and small amounts of Adisil<sup>®</sup> blue hardener.

**Measuring syringe 50 ml**

REF 102408

## Auxiliary Thermostat

Fixture for the refrigerator. This thermostat regulates the temperature of any refrigerator from 5 °C - 30 °C to. This allows investments and liquid to be stored at the recommended working temperature of 17 °C - 19 °C.

**Auxiliary Thermostat** REF 102409



## Wax adhesive

Residue-free adhesive for use with preformed wax patterns on unhardened SILADENT CrCo investment duplicate models. The wax adhesive should be applied thinly to ensure retention of the patterns on the duplicate model.

**30 ml** REF 102501  
**100 ml** REF 102502  
**100 ml thinner for adhesive** REF 102505



## Premium wax adhesive

Same as normal wax adhesive but with a special consistency for duplicate models poured with Premium investment.

**30 ml** REF 102503  
**100 ml** REF 102504  
**100 ml thinner for adhesive** REF 102505



## Disposable ring tape

Adhesive disposable ring tape for use when investing CrCo (Patent no. DBP 36 00 736).

Advantages compared to conventional casting rings:

- The surface area of the investment mould's outer surface is increased considerably due to the corrugated effect of the ring material
- This increases the amount of heat absorbed during burnout
- The diameter of the mould is no greater than that of the duplicate model
- This saves investment and space within the furnace.

**25 m Disposable ring tape** REF 102601



## Sprue formers

Made from flexible injection-molded plastic for multiple use as a sprue-former in CrCo rings.

**Pack of 100** REF 112602





All SILADENT investments may be used without metal rings. SILADENT silicone sleeves with plastic base plates are an economical alternative to metal rings and rubber bases. Using this method, the wax pattern is affixed to the plastic base plate with a sprue in the usual way. The silicone sleeve is placed over this and the wax pattern invested using the normal procedure. The base plate and silicone sleeve are removed prior to placing the ring in either a hot or cold furnace. With proper care, these accessories may be reused indefinitely.

- Heat treatment of metal rings is no longer required
- Ring liners are no longer required
- Divesting is much easier
- Considerable savings in time and material cost
- Allows overall uniform expansion of the investment
- The outer wall of the mould has a greater surface area due to the corrugated inner surface of the silicone sleeve
- Heat is absorbed faster, shortening the preheating procedure and allowing casting to be carried out sooner.



### Base plates with silicone sleeves, round

for economic, direct investing with the model base plate for crown and bridge work.

- Vertical groove structure on the inside of the ring increases the surface area.
- Setting expansion is not affected, ensuring an optimum fit of the casting.
- Use of a silicone sleeve ensures a more uniform heat uptake and controlled cooling of the mould.

#### Round silicone sleeves

Size 3	Ø inner: 45 mm	REF 102609
Size 6	Ø inner: 62 mm	REF 102610
Size 9	Ø inner: 75 mm	REF 102611

### Base plates with silicone sleeves, round

Sprue formers are supplied with these silicone sleeves in sizes 3, 6 and 9.

#### Round casting mould base with sprue former, white

Size 3	REF 102612
Size 6	REF 102613
Size 9	REF 102614

## Silicone sleeves, model form

For economic, direct investing with the model-shaped base plate.

- Vertical groove structure on the inside of the ring increases the surface area.
- Setting expansion is not affected, ensuring an optimum fit of the casting.
- Use of a silicone sleeve ensures a more uniform heat uptake and controlled cooling of the mould.
- The whole span of the pattern can be placed at the same distance from the mould wall, optimising the fit of the casting.

### Model-shaped silicone sleeve

Size	0	Ø 70 x 55 mm	REF 102617
	1	Ø 75 x 60 mm	REF 102603
	2	Ø 80 x 65 mm	REF 102604
	3	Ø 90 x 75 mm	REF 102605



## Model-shaped base plate, white, model form

For CrCo and ringless direct-wax investing with the model-shaped silicone sleeve.

### Base plate Model-shaped, without sprue-former

Size	0	Ø 70 x 55 mm	REF 102622
	1	Ø 75 x 60 mm	REF 102606
	2	Ø 80 x 65 mm	REF 102607
	3	Ø 90 x 75 mm	REF 102608

### Base plate Model-shaped, with sprue-former

Size	0	Ø 70 x 55 mm	REF 102618
	1	Ø 75 x 60 mm	REF 102619
	2	Ø 80 x 65 mm	REF 102620
	3	Ø 90 x 75 mm	REF 102621



## Silicone Sleeves Ceram

For all well known press-ceramic systems (e.g. Degudent, Ivoclar)

- The corrugated effect of the muffle surface area will regulate the solidification of the ceramic
- Easy handling

Silicone sleeve ceram 100 (for 100 g)	REF 102615
Silicone sleeve ceram 200 (for 200 g)	REF 102616



The plastic units illustrated are components of the porcelain system used and are not included in the pack contents.



### Deiberit® modeling pearl wax

A universal pearl wax for the crown and bridge technique.

- because of the homogenous pearl form it guarantees an optimal and economical usage
- burns out without residue
- very low shrinkage

**Deiberit® modeling pearl wax  
grey, 100 g can**

REF 209250



### Plunger Aluoxid

- manufactured from high purity aluminium oxide
- reusable many times
- no micro cracks in the sprues
- suitable for all pressable ceramic systems

Content: 2 pieces  
Ø 12,00 mm, size 37 mm

**Plunger Aluoxid, 2 pieces**

REF 102660



### Disposable Plunger

- No preheating of the plunger!
- Easy to handle
- no more time-consuming divesting of reusable plungers
- no micro cracks in the sprues
- suitable for all pressable ceramic systems

Available in 2 diameters: Ø 12 mm (e.g. Empress®/Ivoclar) and Ø 13 mm (e. g. e.max®/Ivoclar). Content: 50 pieces

**Disposable Plunger, Ø 12 mm, 50 pieces**

REF 102650

**Disposable Plunger, Ø 13 mm, 50 pieces**

REF 102655



### Spools of wax wire

Wax wire is very important in the SILADENT system, it is used as a sprue for the metal and also as a reservoir, venting sprue, cooling fin and pressure release sprue. If used correctly these will improve the quality of the casting.

Further information about this may be obtained from the SILADENT technical brochure.

## Wax wire

On spools, cross-section: round, colour: blue.

- Residue-free burnout
- Malleable, non-brittle

Wax wire	Ø 2,0 mm	250 g	REF 103103
	Ø 2,5 mm	250 g	REF 103106
	Ø 3,0 mm	250 g	REF 103104
	Ø 3,5 mm	250 g	REF 103105
	Ø 4,0 mm	250 g	REF 103107
	Ø 5,0 mm	250 g	REF 103108



## Wax profiles

In a plastic box, cross-section: round, length: 135 mm, colour: turquoise.

Wax profiles	Ø 0,8 mm	25 g	REF 103101
	Ø 1,2 mm	37,5 g	REF 103102



## Perawax

Sprues with „pear-shaped reservoirs“ – optimum for preventing contraction cavities in dental castings. These sprues were specifically developed for attaching to large volume patterns such as solid full gold crowns, pontics, one-piece bars and implant superstructures.

Perawax sprues are made of special burnout wax, are torsion-resistant and available in three sizes.

Perawax	small	(0.10 g)	250 pcs.	REF 103203
	medium	(0.17 g)	250 pcs.	REF 103204
	large	(0.21 g)	200 pcs.	REF 103205
	Set (small, medium, large)		with each of 50 peaces	REF 103299



## Polishing sticks

Ideal for polishing the inside of outer telescopic crowns with diamond paste to achieve a mirror finish. Polishing sticks are made of wood and are extremely durable.

100 Polishing sticks	REF 103001
----------------------	------------

## Mandrels

Mandrels for polishing sticks. 2.35 mm shaftshank, for polishing with diamond paste.

12 Mandrels	REF 103002
-------------	------------





### Diafilz Felt Points

Mounted felt points for applying diamond polishing pastes D7 and D15.

12 Diafilz

REF 103003



### Conofix pint

Quick-drying die spacer for applying to certain areas of inner copings before duplicating. Intended specifically for use with conical and telescopic crown techniques using non-precious alloys and the SILADENT one-piece casting system.

Conofix pint

30 ml

REF 103206



### Occlutop

Rearticulate your investment model perfectly using the patented Occlutop rearticulating device designed by Herbert Kuntze, Master Dental Technician.

Starter set

REF 139000

Tripod

REF 139010

Articulation pins with casings,  
pack of 100 ea.

REF 139020

Pin casings, pack of 100

REF 139030



### Rapid Trimmer ST 100

Pneumatic rapid trimmer – devests all types of investment material and dental gypsum excellently.

- This unit is virtually maintenance-free.
- This compressed air rapid trimmer requires an operating pressure of 5 - 6 bars.
- The higher the air pressure, the higher the power of impact.
- Includes three different chisel heads.

Rapid trimmer ST 100 (incl. 1 set chisel heads, 1 x 2 m compressed

air hose with coupling nipple)

REF 103600

small chisel head, No. 1 (7 mm)

REF 103601

medium chisel head, No. 2 (9 mm)

REF 103602

large chisel head, No. 3 (11 mm)

REF 103603

Compressed air hose (2 m)

with coupling nipple

REF 103604

## TEK-1 SIL

Additional curing duplicating silicone with low hardness Shore A and high tear resistance, without any colour pigments. Especially developed for the TEK-1 system.

- High reproduction of duplicated model
- Models are easy to remove thru the low Shore A hardness
- Suitable for all silicone dispensers

2 x 1 kg (component A+B)	<b>REF 261001</b>
2 x 6 kg (component A+B)	<b>REF 261010</b>
2 x 25 kg (component A+B)	<b>REF 261020</b>



### Technical data:

(DIN EN ISO 14356 – irreversible duplicating materials)

Mixing ratio:	1 : 1
Mixing under vacuum:	40 seconds
Working time at 23 °C:	> 6 min.
Curing time at 23 °C:	30 - 45 min.
Tensile strength:	approx. 3.0 MPa
Elongation at break:	approx. 360 %
Tear strength:	approx. 5.0 N/mm
Shore A hardness:	12 - 15

## TEK-1 VEST

TEK-1 Vest is a phosphate bonded, graphite-free precision investment for TEK-1 onepiece-casting and for partial denture framework in the speed casting technique.

- super fine corn size, creamy consistency
- perfect fitting, very smooth casting surface
- easy to divest

TEK-1 VEST should be used with TEK-1 VEST Liquid!

5 kg TEK-1 VEST carton (28 x 180 g)	<b>REF 261104</b>
20 kg TEK-1 VEST carton (112 x 180 g)	<b>REF 261103</b>
20 kg TEK-1 VEST carton (50 x 400 g)	<b>REF 261101</b>

1.000 ml TEK-1 VEST Liquid	<b>REF 261150</b>
3.000 ml TEK-1 VEST Liquid	<b>REF 261160</b>



## TEK-1 LEG

TEK-1 LEG is a non-precious, chromium cobalt-based bonding alloy. It does not contain any nickel, beryllium or gallium. TEK-1 LEG provides an economical alternative to precious metal and palladium-based alloys. Its low hardness of only 285 VH 10 allows TEK-1 LEG to be easily milled, which is an advantage when fabricating fixed units for fixed/removable appliances.


500 g TEK-1 LEG	<b>REF 261200</b>
1.000 g TEK-1 LEG	<b>REF 261210</b>

Composition: (in % by mass)	Technical data: (guidelines)		
Co	58.0	Proof stress $R_{p0.2}$ (MPa)	480
Cr	27.0	Elongation at rupture $A_5$ (%)	10
Mo	6.0	Modulus of elasticity (GPa)	200
W	6.0	Coefficient of expansion	
		25°C-500°C	$14.0 \times 10^{-6}$
		25°C-600°C	$14.2 \times 10^{-6}$
		Tensile strength $R_m$ (MPa)	480
		Vickers hardness VH 10	285
		Density (g/cm <sup>3</sup> )	8.4
		Melting range (°C)	1.270-1.380

**Other constituents:** Si, Fe, Mn

Tolerances in the composition of the alloy (% by mass) are within the range of current DIN standards.





### TEK-1 - the Duplicating

The special duplicating technique for the TEK-1 system.

<b>25 m Disposable ring tape</b> (page 37)		<b>REF 102601</b>
<b>Base plate Model-shaped</b> (page 39)	<b>Gr. 0</b>	<b>REF 102622</b>
	<b>Gr. 1</b>	<b>REF 102606</b>
	<b>Gr. 2</b>	<b>REF 102607</b>
	<b>Gr. 3</b>	<b>REF 102608</b>
<b>Duplicating cross</b> (page 30)		<b>REF 101702</b>
<b>Stabilizer, white</b> (page 30)	<b>Gr. 1</b>	<b>REF 101703</b>
	<b>Gr. 2</b>	<b>REF 101704</b>
	<b>Gr. 3</b>	<b>REF 101705</b>
	<b>Gr. 4</b>	<b>REF 101706</b>



### Felt points

Mounted felt points for the prepolish of the interior surfaces of the secondary crowns in combination with the TEK-1 POL diamond polishing paste.

**Felt points, pack of 10 pieces** **REF 261350**



### TEK-1 POL

TEK-1 POL guarantees for mirror-finish interior surfaces of the secondary crowns. TEK-1 POL will add with the felt points.

**200 g TEK-1 POL can** **REF 261340**



### Kemp brushes

For the final high polish of the interior surfaces of the secondary crowns in combination with the TEK-1 POL diamond polishing.

**Kemp brushes, hard (white),**  
pack of 10 pieces **REF 261310**  
**Kemp brushes, soft (goat hair),**  
pack of 10 pieces **REF 261320**



## TEK-1 Polisher

Silicone Polishers for the prepolish of the secondary crowns;  
Colour: brown.

**TEK- 1 Polisher, 50 pieces**

**REF 261353**

## TEK-1 Mandrel

Mandrels for the use with TEK-1 Polishers, 2,35 mm shank.

**TEK-1 mandrels, 10 pieces**

**REF 261355**



## TEK-1 WAX

A self-insulating and elastic dipping wax for the production of  
primary and secondary crowns in the TEK-1 technique.

**200 g TEK-1 Wax**

**REF 261330**



## Grind & Polish starter set

3 x Conofix emery paper mandrel (0° or 2°); Conofix emery  
paper in 120/240/600 µm, 10 of each; Kemp brushes (5 x  
hard, 5 x soft), 10 x felt points; 200 g TEK-1 POL.

**Shank 2,35 mm, 2°**

**REF 261501**

**Shank 2,35 mm, 0°**

**REF 261502**

**Shank 3,0 mm, 2°**

**REF 261503**

**Shank 3,0 mm, 0°**

**REF 261504**



## TEK-1 starter set\*

TEK-1 VEST 20 kg (50 x 400 g); 3.000 ml TEK-1 liquid; 100 g  
TEK-1 WAX; 2 x 1 kg TEK-1 SIL; 100 g TEK-1 LEG; disposable  
ring tape; duplicating cross; stabilizers size 3 & 4, 2 of each;  
base plates, size 2 & 3, one of each; 100 ml measuring cylin-  
der, TEK-1 handbook.

**REF 261500**

\*only available after a TEK-1 training course



## Overview of CrCo alloys (All alloys meet the DIN EN ISO 22674 standard)

## CoCr alloys

**Modiral S € € 0124**    **Biral 2000 H € € 0124**    **V-Alloy II € € 0124**    **V-Alloy FG € € 0124**

<b>Description:</b>	<b>Modiral S</b> is a very cost-effective CrCoMo alloy that does not contain nickel or beryllium.	<b>Biral 2000 H</b> is a proven high-strength CrCoMo alloy. It does not contain nickel or beryllium.	<b>V-Alloy II</b> is a CrCoMo alloy with excellent elastic recovery. V-Alloy II does not contain nickel or beryllium.	<b>V-Alloy FG</b> has improved physical properties because it is produced using the vacuum investment casting technique. It has impressive mould filling capacity and does not contain nickel, beryllium or carbon.																								
<b>Area of application:</b>	Universal use for all types of CrCo denture frameworks.	Universal use for all types of CrCo denture frameworks. Ideal for delicate frameworks.	Universal use for all types of CrCo denture frameworks, especially for frameworks which require increased springiness.	Universal use for all types of CrCo denture frameworks. Ideal for frameworks which require exceptional elasticity.																								
<b>Characteristics:</b>	<b>Modiral S</b> is an easy-to-use universal alloy with a low melting range that allows it to be cast in an electrically heated vacuum pressure casting machine. <b>Modiral S</b> is easy to laser weld and has a certificate of biocompatibility.	<b>Biral 2000 H</b> alloy is easy to laser weld and has a high load-bearing capacity and excellent torsion resistance. It has a certificate of biocompatibility.	<b>V-Alloy II</b> is a biocompatible universal alloy that facilitates activation of clasps without permanent distortion. It is easy to laser weld.	<b>V-Alloy FG</b> is a well-balanced alloy with excellent mechanical specifications. <b>V-Alloy FG</b> is elastic and highly fracture resistant. Its high purity ensures minimum slag formation and the preheat temperature of 850°C ensures highly efficient casting.																								
<b>Composition:</b>	<table border="1"> <thead> <tr> <th>Co</th> <th>Cr</th> <th>Mo</th> </tr> </thead> <tbody> <tr> <td>61.0</td> <td>31.5</td> <td>5.0</td> </tr> </tbody> </table>	Co	Cr	Mo	61.0	31.5	5.0	<table border="1"> <thead> <tr> <th>Co</th> <th>Cr</th> <th>Mo</th> </tr> </thead> <tbody> <tr> <td>63.0</td> <td>30.0</td> <td>6.0</td> </tr> </tbody> </table>	Co	Cr	Mo	63.0	30.0	6.0	<table border="1"> <thead> <tr> <th>Co</th> <th>Cr</th> <th>Mo</th> </tr> </thead> <tbody> <tr> <td>64.0</td> <td>29.0</td> <td>6.0</td> </tr> </tbody> </table>	Co	Cr	Mo	64.0	29.0	6.0	<table border="1"> <thead> <tr> <th>Co</th> <th>Cr</th> <th>Mo</th> </tr> </thead> <tbody> <tr> <td>65.2</td> <td>27.5</td> <td>6.0</td> </tr> </tbody> </table>	Co	Cr	Mo	65.2	27.5	6.0
Co	Cr	Mo																										
61.0	31.5	5.0																										
Co	Cr	Mo																										
63.0	30.0	6.0																										
Co	Cr	Mo																										
64.0	29.0	6.0																										
Co	Cr	Mo																										
65.2	27.5	6.0																										
<b>Other &lt;1%:</b>	Si, C, Mn	Si, C, Mn	Si, C, Mn	Si, Mn, Al																								
<b>Presentation:</b>	1.000 g    REF 102801	1.000 g    REF 102802	1.000 g    REF 102803	1.000 g    REF 128031																								

## Overview of CrCo alloys (mechanical properties)

**Modiral® S € 0124    Biral 2000 H € 0124    V-Alloy II € 0124    V-Alloy FG € 0124**

Proof stress $R_{p0.2}$ (MPa)	650	627	579	577
Elongation at rupture $A_5$ (%)	5.0	4.5	6.3	16.0
Modulus of elasticity (MPa)	220	209	211	200
Tensile strength $R_m$ (MPa)	890	728	725	855
Hardness VH 10	350	377	370	327
Density (g/cm <sup>3</sup> )	8.3	8.3	8.4	8.3
Solidus $T_5$ (°C)	1.280	1.363	1.350	1.300
Liquidus $T_i$ (°C)	1.360	1.422	1.406	1.370
Recommended investment	Jet 2000, Micro, Granisit® Granisit® XF Speed	Jet 2000, Micro, Granisit® Granisit® XF Speed	Jet 2000, Micro, Granisit® Granisit® XF Speed	Jet 2000, Micro, Granisit® Granisit® XF Speed



## CrCo – Overview of bonding alloys (All bonding alloys are nickel and beryllium-free and meet the DIN EN ISO 22674 standard)

**Keralloy® ECO €€ 0124**   **Keralloy® KB €€ 0124**   **Keralloy® FG €€ 0124**   **Keralloy® N €€ 0124**

<b>Description:</b>	<b>Keralloy® ECO</b> is a very cost-effective high-strength bonding alloy for the most delicate restorations.	<b>Keralloy® KB</b> is a proven high-quality CrCo bonding alloy with a low hardness.	<b>Keralloy® FG</b> is a high-quality CrCo bonding alloy with optimised physical properties due to investment casting production.	<b>Keralloy® N</b> is a non-precious, nickel-chrome-based bonding alloy. It does not contain any beryllium or gallium.																										
<b>Area of application:</b>	Universal use - Crowns and bridges - Bonded work - Acrylic facings	Universal use - TeleRing technique - Telescopic crowns - Milling - Crowns and bridges - Bonded work - Acrylic facings	Universal use - Crowns and bridges - Telescopic crowns - TeleRing technique - Milling - Bonded work - Acrylic facings	Universal use - Crown and bridges - Telescopic crowns - Milling - Bonded work - Acrylic facings																										
<b>Characteristics:</b>	<b>Keralloy® ECO</b> is easy to laser weld and extremely versatile. <b>Keralloy® ECO</b> is ideal for <i>crown and bridge work</i> . It can be used with all standard high-sintering bonding porcelains. It has a certificate of biocompatibility.	<b>Keralloy® KB</b> is impressive because of its exceptionally <i>low hardness</i> . It is extremely versatile and ideal for crowns and bridges, <i>milling work</i> and fixed/removable restorations. It can be bonded with all standard, high sintering porcelains. <b>Keralloy® KB</b> is easy to laser weld and has a certificate of biocompatibility.	<b>Keralloy® FG</b> is characterised by its <i>excellent flow properties, easy preparation and minimum slag formation</i> . Oxidation firing is not required. <b>Keralloy® FG</b> is easy to weld and has been tested for cytotoxicity according to ISO 10993-5. It can be used with all standard high-sintering bonding porcelains.	<b>Keralloy® N</b> provides an economical alternative to precious metal and palladium-based alloys. Its low hardness of only 185 VH 10 allows <b>Keralloy® N</b> to be easily milled, which is an advantage when fabricating fixed units for fixed/removable appliances.																										
<b>Composition:</b>	<table border="1"> <thead> <tr> <th>Co</th> <th>Cr</th> <th>Mo</th> </tr> </thead> <tbody> <tr> <td>63.0</td> <td>28.2</td> <td>5.0</td> </tr> </tbody> </table>	Co	Cr	Mo	63.0	28.2	5.0	<table border="1"> <thead> <tr> <th>Co</th> <th>Cr</th> <th>Mo</th> <th>W</th> </tr> </thead> <tbody> <tr> <td>64.0</td> <td>21.0</td> <td>6.0</td> <td>6.0</td> </tr> </tbody> </table>	Co	Cr	Mo	W	64.0	21.0	6.0	6.0	<table border="1"> <thead> <tr> <th>Co</th> <th>Cr</th> <th>Mo</th> </tr> </thead> <tbody> <tr> <td>65.0</td> <td>28.0</td> <td>6.0</td> </tr> </tbody> </table>	Co	Cr	Mo	65.0	28.0	6.0	<table border="1"> <thead> <tr> <th>Ni</th> <th>Cr</th> <th>Mo</th> </tr> </thead> <tbody> <tr> <td>67.0</td> <td>24.0</td> <td>9.0</td> </tr> </tbody> </table>	Ni	Cr	Mo	67.0	24.0	9.0
Co	Cr	Mo																												
63.0	28.2	5.0																												
Co	Cr	Mo	W																											
64.0	21.0	6.0	6.0																											
Co	Cr	Mo																												
65.0	28.0	6.0																												
Ni	Cr	Mo																												
67.0	24.0	9.0																												
<b>Other &lt; 1%:</b>	Si, C, Mn	Si, C, Mn	Si, C, Mn	Si, C, Fe																										
<b>Presentation:</b>	100 g <b>REF 128052</b> 250 g <b>REF 128053</b> 500 g <b>REF 128054</b> 1.000 g <b>REF 128055</b>	100 g <b>REF 102804</b> 250 g <b>REF 128041</b> 500 g <b>REF 102805</b> 1.000 g <b>REF 128051</b>	100 g <b>REF 128056</b> 250 g <b>REF 128057</b> 500 g <b>REF 128058</b> 1.000 g <b>REF 128059</b>	1.000 g <b>REF 128160</b>																										

**CrCo – Overview of bonding alloys** (mechanical properties)

**Keralloy® ECO €€0124 Keralloy® KB €€0124 Keralloy® FG €€0124 Keralloy® N €€0124**

Proof stress $R_{p0.2}$ (MPa)	610	570	577	360
Elongation at rupture $A_5$ (%)	8.0	10	16	9.0
Modulus of elasticity (GPa)	208	194	210	190
CTE 25-500°C	$14.2 \times 10^{-6}$	$14.1 \times 10^{-6}$	$14.6 \times 10^{-6}$	$13.7 \times 10^{-6}$
CTE 25-600°C	$14.5 \times 10^{-6}$	$14.6 \times 10^{-6}$	$14.7 \times 10^{-6}$	$14.1 \times 10^{-6}$
Tensile strength $R_m$ (MPa)	725	734	830	555
Hardness VH 10	328	275	310	185
Density (g/cm <sup>3</sup> )	8.3	8.3	8.4	8.4
Solidus $T_5$ (°C)	1.358	1.309	1.370	1.312
Liquidus $T_l$ (°C)	1.417	1.417	1.430	1.369
Recommended investment	Premium, Presto Vest II	TeleVest, Premium, Presto Vest II	TeleVest, Premium, Presto Vest II	Premium, Presto Vest II





### Special solder

€ 0124

CrCo-based soldering rods for all CrCoMo alloys. The high melting range guarantees that the solder has a high diffusion depth. This produces very strong soldering joints. After soldering, porcelain is easily applied to the nickel-free, special solder.

Melting range: 1.071 - 1.260 °C

#### CrCoMo Special Solder, 2 mm

20 g (approx. 80 x 2 mm incorporating flux) REF 102807

#### CoCrMo Special Solder, 1 mm

10 g (approx. 80 x 1 mm incorporating flux) REF 102878

Melting range: 992 - 1.185°C

#### CoNiCr Special Solder 1 mm

10 g (approx. 80 x 1 mm incorporating flux) REF 102877



### Laser welding rods

€ 0124

CrCo-based laser welding rods for biocompatible connections of CrCo castings with laser welding.

- Suitable for CrCo denture framework and bonding alloys
- Easy porcelain application
- Carbon-free

7 rods

each approx. 0.6 g (26 cm x 0.5 mm) REF 102806



### Silaflex paste

Universal flux for all types of dental soldering. Silaflex paste is ideal for use with all dental alloys and for all types of dental soldering. Due to the special properties of Silaflex paste, only the solder has to be wetted to produce a clean metal solder joint.

5 g

REF 128071



## SilaPress®

SilaPress® is the cold-curing all-rounder among all denture base acrylics and especially designed for dental technicians who like to cover all indications with only one product.

### Indications:

- Total upper and lower dentures
- Completion of model cast dentures
- Indirect relinings
- Partial upper and lower dentures
- Dilatations and repairs

SilaPress® liquid, 1000 ml, colorless	REF 253000
SilaPress® powder, 1000 g, pink	REF 253010
SilaPress® powder, 1000 g, pink opaque	REF 253011
SilaPress® powder, 1000 g, transparent	REF 253012
SilaPress® lab set, 100 g + 100 ml, pink	REF 253020
SilaPress® lab set, 100 g + 100 ml, pink opaque	REF 253021
SilaPress® lab set, 100 g + 100 ml, transparent	REF 253022



## SilaPress® Vario

SilaPress® Vario is a cold-curing all-rounder among all denture base acrylics. The expanded processing time of this material allows the dental technicians a most stress-free handling.

### Indications:

- Total upper and lower dentures
- Completion of model cast dentures
- Indirect relinings
- Partial upper and lower dentures
- Dilatations and repairs

SilaPress® Vario liquid, 1000 ml, colorless	REF 253100
SilaPress® Vario powder, 1000 g, rosa	REF 253110
SilaPress® Vario powder, 1000 g, pink opaque	REF 253111
SilaPress® Vario powder, 1000 g, transparent	REF 253112
SilaPress® Vario lab set, 100 g + 100 ml, pink	REF 253121
SilaPress® Vario lab set, 100 g + 100 ml, rosa opak	REF 253122
SilaPress® Vario lab set, 100 g + 100 ml, transparent	REF 253123



## SilaDon

SilaDon is an economic, cadmium-free denture base resin that guarantees high quality results by using any known hot-curing polymerization technique.

### Indications:

- Total upper and lower dentures by using the pressing-/ packing technique

SilaDon liquid, 1000 ml, colorless	REF 253200
SilaDon powder, 1000 g, rosa	REF 253210
SilaDon powder, 1000 g, rosa opak	REF 253211
SilaDon powder, 1000 g, transparent	REF 253212
SilaDon lab set, 100 g + 100 ml, pink	REF 253221
SilaDon lab set, 100 g + 100 ml, pink opaque	REF 253222
SilaDon lab set, 100 g + 100 ml, transparent	REF 253223





## SilaPress® Veins

Viscose fibres to be mixed into denture resins for the individual design of a veined appearance.

SilaPress® Veins, 5 g

REF 253500



## SilaPress® Bonding

Liquid for the perfect bonding of highly vulcanising confection teeth and the auto-polymerising base resin.

SilaPress® Bonding, 20 ml

REF 253501



## SilaPress® flask S

Flask for the silicone embedding according to the SilaPress resin pouring system. With a transparent flask-cover, steel bottom with integrated boiling out plate and canal stabber.

SilaPress® flask S

REF 253502



## SilaPress® flask G

Two piece flask for the gel embedding according to the SilaPress resin pouring system. With a transparent flask-cover and canal stabber.

SilaPress® flask G

REF 253503



### Starter set silicone

For the start into the SilaPress resin pouring system with silicone embedding. Content: 1 kg SilaPress - powder, 1.000 ml SilaPress - liquid, 2 x 1,0 kg Kontursil, 20 ml SilaPress - Bonding, 500 ml Marmosep K, SilaPress flask S.\*

Starter set silicone, powder = SilaPress® pink	REF 253300
Starter set silicone, powder = SilaPress® pink opaque	REF 253301
Starter set silicone, powder = SilaPress® transparent	REF 253302



### Starter set gel

For the start into the SilaPress resin pouring system with gel embedding. Content: 1 kg SilaPress - powder, 1.000 ml SilaPress - liquid, 3 kg Marmogel, 20 ml SilaPress - bonding, 500 ml Marmosep K, SilaPress flask G.\*

Starter set gel, powder = SilaPress® pink	REF 253350
Starter set gel, powder = SilaPress® pink opaque	REF 253351
Starter set gel, powder = SilaPress® transparent	REF 253352



\*The flask is optionally available and not part of the starter set.



### Aluminum Oxide

A German quality product with high blasting performance as a result of its extreme hardness and the shape of grain. Complies with industrial safety regulations. Available in three particle sizes: 250 µm - 110 µm - 50 µm.

250 µm	25 kg paper bag	REF 200294
250 µm	25 kg carton	REF 202911
250 µm	10 kg canister	REF 200296
250 µm	5 kg canister	REF 200292
110 µm	25 kg paper bag	REF 200304
110 µm	25 kg carton	REF 203011
110 µm	10 kg canister	REF 200306
110 µm	5 kg canister	REF 200302
50 µm	25 kg paper bag	REF 200314
50 µm	25 kg carton	REF 203111
50 µm	10 kg canister	REF 200319
50 µm	5 kg canister	REF 200312



### Korit Abrasive

Abrasive sandblasting medium consisting of four components. The particles are between 150 and 250 µm.

Suitable for all CrCo and non-precious alloys.

- Exceptionally smooth and clean surfaces
- Extremely long-lasting due to the low blasting pressure of 3-4 bars.

Korit Abrasive	25 kg carton	REF 103202
Korit Abrasive	10 kg canister	REF 103201



### Glass Beads

For gentle cleaning and compacting of sensitive surfaces, German silicosis-free material, available in 50 µm and 125 µm.

50 µm	25 kg paper bag	REF 200344
50 µm	25 kg carton	REF 203411
50 µm	10 kg bucket	REF 200343
50 µm	5 kg canister	REF 200342
125 µm	25 kg paper bag	REF 200334
125 µm	25 kg carton	REF 203311
125 µm	10 kg bucket	REF 200333
125 µm	5 kg canister	REF 200332

## Pumice Powder

Quarz-free and therefore no risk of silicosis. Our pumice powder shows excellent working properties as a result of its highly abrasive action. It is an untreated and environment-friendly natural product which can be disposed of easily after use.

<b>fine</b>	<b>25 kg paper bag</b>	REF 200354
<b>fine</b>	<b>20 kg carton</b>	REF 200359
<b>fine</b>	<b>4 x 5 kg bags</b>	REF 200351
<b>fine</b>	<b>5 kg bag</b>	REF 200350
<b>medium</b>	<b>25 kg paper bag</b>	REF 200364
<b>medium</b>	<b>20 kg carton</b>	REF 200369
<b>medium</b>	<b>4 x 5 kg bags</b>	REF 200361
<b>medium</b>	<b>5 kg bag</b>	REF 200360
<b>coarse</b>	<b>25 kg paper bag</b>	REF 200374
<b>coarse</b>	<b>20 kg carton</b>	REF 200379
<b>coarse</b>	<b>4 x 5 kg bags</b>	REF 200371
<b>coarse</b>	<b>5 kg bag</b>	REF 200370



## Pumice Disinfectant

This disinfectant is used instead of water for the mixing of the pumice slurry and formaldehyde-free. You can add any amount of disinfectant later without problems. Pumice disinfectant kills all germs in the slurry as it is highly fungicidal, bactericidal and tuberculocidal. Skin-care additives are gentle to your hands. The pumice slurry should be replaced completely after three weeks.

<b>1.000 ml bottle</b>	REF 203801
<b>5.000 ml canister</b>	REF 203802



## Sterile Pumice

Sterile and bactericidal pumice paste for prepolishing of acrylic dentures, completely free of quartz. It simply has to be mixed with water. Our sterile pumice stone is gentle to your skin, has an antibacterial effect and a pleasant smell.

<b>25 kg bucket</b>	REF 200386
<b>10 kg bucket</b>	REF 200383
<b>5 kg bucket</b>	REF 200381





## DOX

For polishing of plastic prosthesis, artificial and mineral teeth. Has to be mixed with water until it is viscous. Easy cleaning - without risk of silicosis.

DOX fine	25 kg paper bag	REF 209114
DOX fine	25 kg carton	REF 209119
DOX fine	4 x 5 kg bags	REF 209111
DOX fine	5 kg bag	REF 209110
DOX medium	25 kg paper bag	REF 200914
DOX medium	25 kg carton	REF 200919
DOX medium	4 x 5 kg bags	REF 200911
DOX medium	5 kg bag	REF 200910

## Poliresin®

An antibacterial and odourless polishing compound specially developed for the processing of acrylic dentures. While working in the same way as pumice, Poliresin® polishes extremely abrasively and lasts 30 % longer. The unique, crystalline structure of Poliresin® ensures gentle polishing of the acrylic material, which saves a great deal of time in the subsequent high-gloss polish.

2 kg paper bag	REF 200420
box with 4 x 2 kg paper bags	REF 200421
10 kg paper bag	REF 200423
10 kg carton	REF 200424

## Harz Pumice Mouse

Cleans lab instruments from cement and dirt particles. Abrasive polishing effect of wood, metal, acryl and marble. Carefully removes hornied skin ridges, corns and cleans dirty hands. Suitable for removing paint and ink spots from skin areas.

Harz Pumice Mouse	approx. 80 g	REF 200380
-------------------	--------------	------------

## Diamond Polishing Paste D7

Fine-particle diamond polishing paste for polishing dental alloys. Produces a highly-polished high lustre metal surface.

5 ml Diamond Polishing Paste D7	REF 103004
---------------------------------	------------

## Diamond Polishing Paste D15

This very abrasive diamond polishing paste is suitable for smoothing fitting surfaces in CrCo appliances.

5 ml Diamond Polishing Paste D15	REF 103005
----------------------------------	------------

## Silapolish fluid

High gloss polishing paste for all dental alloys and acrylics  
Polishing paste for a pore-free and high gloss polishing of metal and acrylic surfaces with a high range of applications.

- for acrylic dentures and composites
- for all non-precious (CoCr/NiCr) and all precious alloys
- water soluble and easy to clean from the polished surface

50 ml Silapolish fluid	REF 103012
------------------------	------------

## Silapolish paste

Universal polishing paste for all precious metal free dental alloys. For an easy and quick polishing of surfaces made of precious metal free alloys (CoCr/NiCr). Silapolish paste is perfect for an economical use and - because of its good water solubility - for removing rests of polishing paste from objects. Because of the constant grain size it is possible to achieve a homogenous surface removal with a deep polish.

1.34 kg Silapolish paste

REF 103013



## Conofix emery paper mandrel

These emery paper mandrels with 2.35 mm and 3.00 mm Ø shanks are for trimming telescopic units and conical crowns precisely and rapidly using a milling machine. They are supplied in a set or separately in various degrees of taper.

### 2.35 mm shank

Conofix emery paper mandrel, set 0° - 6°	REF 103207
Conofix emery paper mandrel, 0°	REF 103223
Conofix emery paper mandrel, 2°	REF 103224
Conofix emery paper mandrel, 4°	REF 103225
Conofix emery paper mandrel, 6°	REF 103226

### 3.00 mm shank

Conofix emery paper mandrel, set 0° - 6°	REF 113207
Conofix emery paper mandrel, 0°	REF 103227
Conofix emery paper mandrel, 2°	REF 103228
Conofix emery paper mandrel, 4°	REF 103229
Conofix emery paper mandrel, 6°	REF 103230



## Conofix emery paper

Prefabricated, self-adhesive emery paper strips in 3 grit sizes and 4 degrees of taper for fitting to Conofix mandrels.

Conofix emery paper, set 0° - 6°, 10 x 120 µm pces.	REF 103208
Conofix emery paper, 0°, 50 x 120 µm pces.	REF 103209
Conofix emery paper, 2°, 50 x 120 µm pces.	REF 103210
Conofix emery paper, 4°, 50 x 120 µm pces.	REF 103211
Conofix emery paper, 6°, 50 x 120 µm pces.	REF 103212

Conofix emery paper, set 0° - 6°, 10 x 240 µm pces.	REF 103213
Conofix emery paper, 0°, 50 x 240 µm pces.	REF 103214
Conofix emery paper, 2°, 50 x 240 µm pces.	REF 103215
Conofix emery paper, 4°, 50 x 240 µm pces.	REF 103216
Conofix emery paper, 6°, 50 x 240 µm pces.	REF 103217

Conofix emery paper, set 0° - 6°, 10 x 600 µm pces.	REF 103218
Conofix emery paper, 0°, 50 x 600 µm pces.	REF 103219
Conofix emery paper, 2°, 50 x 600 µm pces.	REF 103220
Conofix emery paper, 4°, 50 x 600 µm pces.	REF 103221
Conofix emery paper, 6°, 50 x 600 µm pces.	REF 103222





### MarmoScan Wax

Scannable modelling wax, Colours: ivory

Applications:

- Used in blocking out cavities and closing saw cuts prior to scanning
- For all CAD-CAM systems (white light and laser scan)

Characteristics:

- Compatible with CAM-Stone N, as no additional spray/powder is needed when using MarmoScan Wax
- For optimum scan and fit

**MarmoScan Wax, 60 g can**

REF 250010



### MarmoScan varnish

Scannable non-reflecting varnish for all dental gypsum, Colours: ivory

Applications:

- Anti-reflex liquid for all CAD-CAM systems
- Smooths surfaces to be scanned
- For extra-oral laboratory use only

Characteristics:

- Laser-opaque, washes off
- use MarmoScan thinner for thinning
- suitable for all dental gypsum

**MarmoScan varnish, 20 ml bottle with brush** REF 250001

**MarmoScan thinner, 20 ml bottle** REF 250002



### MarmoScan-Spray

2 scannable sprays, Colour: white

Characteristics:

- Extra-fine atomiser for ultra fine spray film, ensures finest edge presentation.
- homogeneous spray condition with very smooth surfaces
- easy to clean with water steam

### Extra €

Applications:

- suitable for all CAD-CAM systems
- for the direct intraoral application to the preparation
- also usable for all dental gypsum (extraoral)

**MarmoScan-Spray Extra, 50 ml can**

REF 250020



### Standard

Applications:

- suitable for all CAD-CAM systems
- for the direct application to gypsum model

**MarmoScan-Spray Standard, 50 ml can**

REF 250021

## Keralloy® BioStar

A novel precious metal free, chromium cobalt-based alloy for the dental application used in dental milling machines. It does not contain any nickel, beryllium or gallium. Keralloy® BioStar is produced in a powder metallurgical sintering production process and owns a much more homogenous quality instead of conventional casted alloys. Thru the special production process Keralloy® BioStar is much easier and faster to mill, the durability of the milling tools increase up to 50 %. Keralloy® BioStar has a high corrosion resistance and biocompatibility and is suitable for soldering.

Keralloy® BioStar with shoulder Ø 98,5 mm, H 08 mm	REF 128400
Keralloy® BioStar with shoulder Ø 98,5 mm, H 10 mm	REF 128401
Keralloy® BioStar with shoulder Ø 98,5 mm, H 12 mm	REF 128402
Keralloy® BioStar with shoulder Ø 98,5 mm, H 13,5 mm	REF 128403
Keralloy® BioStar with shoulder Ø 98,5 mm, H 15 mm	REF 128404
Keralloy® BioStar with shoulder Ø 98,5 mm, H 18 mm	REF 128405
Keralloy® BioStar with shoulder Ø 98,5 mm, H 20 mm	REF 128406

## CoCr BioStar

BioStar is a precious metal free, chromium cobalt-based alloy for the dental application used in dental milling machines (CAD-CAM). It does not contain any nickel, beryllium or gallium. One of the remarkable features is the high corrosion resistance and biocompatibility. CoCr BioStar is suitable for soldering. Its low hardness allows CoCr BioStar to be easily milled.

CoCr BioStar with shoulder, Ø 98.5 mm, H 08 mm	REF 128200
CoCr BioStar with shoulder Ø 98.5 mm, H 10 mm	REF 128201
CoCr BioStar with shoulder Ø 98.5 mm, H 12 mm	REF 128202
CoCr BioStar with shoulder Ø 98.5 mm, H 13.5 mm	REF 128203
CoCr BioStar with shoulder Ø 98.5 mm, H 15 mm	REF 128204
CoCr BioStar with shoulder Ø 98.5 mm, H 18 mm	REF 128205
CoCr BioStar with shoulder Ø 98.5 mm, H 20 mm	REF 128206
CoCr BioStar with shoulder Ø 98.5 mm, H 24.5 mm	REF 128207

## TITAN BioStar

TITAN BioStar is a precious metal free, titanium-based alloy, grade 2, for the dental application used in dental milling machines (CAD-CAM). It does not contain any nickel, beryllium or gallium. TITAN BioStar is biocompatible and usable for the crown and bridge technique, telescopic and double crowns.

Titan BioStar with shoulder Ø 98.5 mm, H 08 mm	REF 128220
Titan BioStar with shoulder Ø 98.5 mm, H 10 mm	REF 128221
Titan BioStar with shoulder Ø 98.5 mm, H 12 mm	REF 128222
Titan BioStar with shoulder Ø 98.5 mm, H 13.5 mm	REF 128223
Titan BioStar with shoulder Ø 98.5 mm, H 15 mm	REF 128224
Titan BioStar with shoulder Ø 98.5 mm, H 18 mm	REF 128225
Titan BioStar with shoulder Ø 98.5 mm, H 20 mm	REF 128226

## Wax BioStar

A milling wax disc especially adjusted to the dental CAD/CAM technique. Thereby crowns and bridges can be virtually formed, milled and finally casted the conventional way. The wax is excellently machinable and burns without residue. This results in smooth casted surfaces. These optimized features of the wax give way to even very delicate forms excluding shrinkage or distortion of the milled object. The wax – stable in volume – permits absolutely exact margin finishings and fits. Up to 30 units can be milled out of one disc.

Wax BioStar with shoulder Ø 98.5 mm, H 14 mm	REF 250032
Wax BioStar with shoulder Ø 98.5 mm, H 16 mm	REF 250033
Wax BioStar with shoulder Ø 98.5 mm, H 18 mm	REF 250030





## Polya BioStar PP

Polya BioStar PP is a thermoplastic acrylic milling blank designed for making long-lasting temporary crown and bridge work. Polya BioStar PP can be used in all CAD-CAM machines.

- very high breaking resistance
- plaque resistant
- high surface density
- no toxic agents, benzoyl peroxide free
- free of residual monomer (below 0.3 %)
- high translucence property
- adding of colour shades are no problem
- perfect for telescopic crown
- available in 4 different colours

### Polya BioStar PP A with shoulder

Ø 98.5 mm, H 20 mm

REF 250040

### Polya BioStar PP B with shoulder

Ø 98.5 mm, H 20 mm

REF 250041

### Polya BioStar PP B1 with shoulder

Ø 98.5 mm, H 20 mm

REF 250042

### Polya BioStar PP C with shoulder

Ø 98.5 mm, H 20 mm

REF 250043



## Marmoplast® BioStar

NEW!

A special gypsum blank for the use in dental milling machines with an extraordinary edge stability, produced from resin reinforced super hard stone for the milling process of digital impressions. Colour: ivory.

### Marmoplast® BioStar, 10 pieces

Ø 98.5 mm, H 30 mm

REF 250060

## Zirkon BioStar

Zirkon BioStar<sup>1</sup>, Zirkon BioStar Z<sup>2</sup> or Zirkon BioStar Colour are dental blanks (semi-finished products) made of yttrium stabilized, pre-sintered zirconium dioxide for milled production of crowns and bridge frameworks on commercial CAD/CAM systems or hand-operated copy-milling machines with outstanding biocompatibility and high resistance against tension and pressure.

Because of the special single cip™ production process (after the uniaxial pressing, every blank will be packed separately and pressed under an isostatic vacuum) we guarantee thru different batches a constant high quality.

The pre-sintered blanks are eminently suitable for all open machining and have excellent edge stability. On account of the special production process, extremely constant firing shrinkage is achieved, even over different batches, meaning that in most cases it is not necessary to adjust the enlargement factor on the CAD/CAM unit. Only diamond-charged grinding tools or hard metal tools are to be used for machining.

The material types Zirkon BioStar and Zirkon BioStar Z differ regarding the strength value achievable after the final sintering and contain a different amount of aluminium oxide. They differ in the manner of whiteness and translucency and both show a different resistance against hydrothermal aging. Zirkon BioStar Colour is already persistent coloured in the pre-sintered stage.

<sup>1</sup>Zirkon BioStar       $Al_2O_3 = 0,25 \pm 0,10 \text{ wt\%}$

<sup>2</sup>Zirkon BioStar Z       $Al_2O_3 = < 0,1 \text{ wt\%}$

## Zirkon BioStar

Zirkon BioStar is a white zirconium dioxide with a content of aluminium oxide for a better hydro thermal aging. Zirkon BioStar is usable for all common ceramic colour liquids.

## Zirkon BioStar Z

Zirkon BioStar Z is a translucent zirconium dioxide with a lower content of aluminium oxide.

## Zirkon BioStar Colour

Already persistent coloured zirconium dioxide in the pre-sintered stage, produced according the same single cip™ production as Zirkon BioStar. Available in 5 different colours.

- The persistent coloured blanks guarantee a constant and homogenous colour quality.
- Saves a lot of time because there is no colouring and drying process anymore.

Colour orientation compared to the VITA-Colour code:

500 => A1/A2	800 => A3/B3
1000 => C2/C3	1333 => A3,5/B4
2000 => A4	





### Zirkon BioStar K

Pre-sintered blocks and cylinders made of zirconium dioxide especially for the use with the KaVo Everest® system.\*

\*KaVo Everest is a registered trademark of the manufacturer.



### Zirkon BioStar S

Pre-sintered blocks made of zirconium dioxide especially for the use with the Sirona inLab® und inLab® MCXL system.\*

- available in 3 different colours (white opaque, Colour 500, Colour 1000)
- the necessary system code (Z-Code) will be delivered for every batch

\*Sirona inLab® and inLab® MCXL system is a registered trademark of the manufacturer.



### Zirkon BioStar ZZ

Pre-sintered blocks made of zirconium dioxide especially for the use with the Zirkonzahn® system, available in different sizes.

- Perfect edge stability in manual and automatic milling machines
- Usable for pantographic systems and other CAD/CAM systems
- Constant sintering shrinkage of 20 %
- The milling and sintering process is identical to the Zirkonzahn® system

\*Zirkonzahn® is a registered trademark of the manufacturer.



Product description	Colour	REF H 10 mm	REF H 12 mm	REF H 14 mm	REF H 16 mm	REF H 18 mm	REF H 20 mm	REF H 22 mm	REF H 25 mm
Zirkon BioStar with shoulder	white	252001	252002	252003	252004	252005	252006	252007	252008
Zirkon BioStar with shoulder	Colour 500	252051	252052	252053	252054	252055	252056	252057	252058
Zirkon BioStar with shoulder	Colour 800	252061	252062	252063	252064	252065	252066	252067	252068
Zirkon BioStar with shoulder	Colour 1000	252101	252102	252103	252104	252105	252106	252107	252108
Zirkon BioStar with shoulder	Colour 1333	252111	252112	252113	252114	252115	252116	252117	252118
Zirkon BioStar with shoulder	Colour 2000	252121	252122	252123	252124	252125	252126	252127	252128
Zirkon BioStar Z with shoulder	white	252021	252022	252023	252024	252025	252026	252027	252028

Product description	Colour	REF Block 42.5 x 20 x 16 mm pack of 5 pieces	REF Block 42.5 x 20 x 20 mm pack of 5 pieces	REF Ø 16 mm x H 16 mm pack of 10 pieces	REF Ø 20 mm x H 20 mm pack of 10 pieces
Zirkon BioStar K	white	252301	252302	252303	252304

Zirkon BioStar K for use in the KaVo Everest® system\*

\*KaVo Everest is a registered trademark of the manufacturers.

Product description	Colour	REF Block 21 x 15 x 15.5 mm pack of 10 pieces	REF Block 21 x 19 x 15.5 mm pack of 10 pieces	REF 40 x 15 x 14 mm pack of 10 pieces	REF 40 x 19 x 15.5 mm pack of 10 pieces	REF 65 x 25 x 22 mm piece	REF 85 x 40 x 22 mm piece
Zirkon BioStar S	white	252401	252402	252403	252404	252405	252406
Zirkon BioStar S	Colour 500	252410	252411	252412	252413	252414	252415
Zirkon BioStar S	Colour 1000	252420	252421	252422	252423	252424	252425

Zirkon BioStar S with holder for Sirona inLab® and inLab® MCXL system\*

\*Sirona inLab® und inLab® MCXL System is a registered trademark of the manufacturers.

Product description	Colour	REF 44 x 25 x 16 mm	REF 44 x 25 x 22 mm	REF 63 x 25 x 16 mm	REF 63 x 25 x 22 mm
Zirkon BioStar ZZ	white	252501	252502	252503	252504

\*Zirkonzahn® is a registered trademark of the manufacturer.

Other sizes are on request available.



### Ultrasonic polishing paste cleaner

A water soluble cleaner based on a special agent for removing rests of polishing paste and materials with high fat contents on crowns, bridges, acrylic dentures & instruments which are used for ultrasonic units and fluid pin cleaning systems. It also removes relining with zinc oxide paste free of residue by diluting with a higher concentration.

High concentrate 1:20

- |   |            |
|---|------------|
| 1 kg Ultrasonic polishing paste cleaner | REF 251021 |
| 5 kg Ultrasonic polishing paste cleaner | REF 251020 |
| 1 kg ready to use                       | REF 251022 |




### Ultrasonic dental plaque cleaner

A water soluble cleaner based on a special agent for removing dental plaque from dental prosthesis. For the use in the dental laboratory, in the dentistry and the patient as well.

High concentrate

- |                                       |            |
|---------------------------------------|------------|
| 1 kg Ultrasonic dental plaque cleaner | REF 251011 |
| 5 kg Ultrasonic dental plaque cleaner | REF 251010 |
| 1 kg ready to use                     | REF 251012 |



### SilaDes liquid soap

Liquid soap with a disinfectant effect.

An odourless soap for skin and hands with a disinfectant effect. For refillable soap dispensers.

- |                          |            |
|--------------------------|------------|
| 5 kg SilaDes liquid soap | REF 251030 |
|--------------------------|------------|

## Silaform®

Kneadable, condensation-curing, two-component silicone with paste hardener base. Multi-purpose laboratory silicone for fabricating overcasts-silicone keys, bite registrations, repair models and for blocking out undercuts and for as well as many other uses. Mixing ratio of components A and B: 100 : 3.

- Non-sticky, smooth initial consistency
- High final setting Shore A hardness > 70 after 24 hours
- Practical to mix using the contrasting coloured hardening paste
- Optically controlled mixing using colour control

1.5 kg Silaform® including 1 tube paste hardener REF 102701

5 kg Silaform® including 4 tubes paste hardener REF 102702

20 kg Silaform® including 16 tubes paste hardener REF 102740

40 g Silaform® paste hardener REF 102703



## Silaform® 85 K

Kneadable, condensation-curing, two-component silicone with paste hardener base. For the same applications as Silaform®, but where higher Shore A is required. Mixing ratio of components A and B: 100 : 3.

- non-sticky, smooth initial consistency
- very high final setting Shore A hardness > 85 after 24 hours
- practical to mix using the contrasting coloured hardening paste
- optically controlled mixing using colour control

1.5 kg Silaform® 85 K + 1 tube paste hardener REF 102711

5 kg Silaform® 85 K + 4 tubes paste hardener REF 102712

20 kg Silaform® 85 K + 16 tubes paste hardener REF 102713

40 g Silaform® paste hardener REF 102703



## Silaform® 90 extra-hard 1 : 1

Kneadable two-component A-silicone with a greatly increased final setting Shore A hardness of > 90 after 24 hours. Same applications as Silaform®, when high stability is required. Mixing ratio of components A and B: 1 : 1.


- Very low shrinkage < 0.01%
- Optimal working and hardening times according to requirements
- Exact reproduction of detail
- Cuts easily and is resistant to inorganic chemicals
- Excellent mechanical properties after hardening

2 x 1.5 kg Silaform® 90 extra-hard 1:1 REF 102704

2 x 5 kg Silaform® 90 extra-hard 1:1 REF 127191

2 x 9 kg Silaform® 90 extra-hard 1:1 REF 102705





### Silaform® Gingiva

A-silicone for fabricating gingival masks. Silaform® Gingiva is an A-silicone with a high Shore A hardness for fabricating of gingival masks in the direct application in the impression and the indirect fabrication technique on the model.

- High final Shore A hardness > 70
- very strong tear resistance
- short vulcanisation time of 7-8 minutes
- easy to cut and grind
- cartridges are usable for all standard 50 ml dispenser systems
- applicable for the complete crown and bridge technique and implantology

**Silaform® Gingiva**  
pack of 2 x 50 ml + 12 mixing tips

REF 127300

### Silaform® Gingiva Sep

A separating agent spray for use with A-silicones.

Silaform® Gingiva Sep prevents different A-silicone impression materials bonding together, ensuring optimal separation of the two different impression materials after curing.

**Silaform® Gingiva Sep, 85 ml**

REF 127301

### Silafill - blocking out material

Silafill is a permanent kneadable and reusable blocking out material for blocking out undercuts. Also suitable for level during the model creations and for use with the SILADENT rearticulation system „Occlutop“. Silafill is compatible with all SILADENT duplications silicones.

**1.000 g box (approx. 1.000 ml)**

REF 102750

### Digital Solar Scale

Operation with solar energy, excess energy is conserved and used under poorly lighting conditions, scales to max. 2.000 g.

**0 - 100 g d = 0,5 g / 100 - 2.000 g d = 1 g**

REF 101514

### Digital Timer

Digitaltime counter (incl. battery) with max. 100 minutes countdown / up. Easy handling with magnet and clippe. Large digit, extra loud sound.

**Digital Timer**

REF 101515

### Deiberit 502®

Hard sticky wax, yellow and red

Perfect sticky wax which combines best adhesive power with residue free-burning. Gets hard quickly at a low melting point, solid and with sharp fractures. Indispensable for precision works. For the firm positioning of individual dentures, for fixing pre-walls to the model and for the temporary adhesion of models and prostheses.

Deiberit 502® red, 10 sticks	REF 209221
Deiberit 502® red, 50 sticks	REF 209222
Deiberit 502® red, block à 100 g	REF 209223
Deiberit 502® yellow, 10 sticks	REF 209211
Deiberit 502® yellow, 50 sticks	REF 209212
Deiberit 502® yellow, block à 100 g	REF 209213



### Silatray

Light-curing tray material for fabricating functional trays, custom trays, bite-blocks, registration bite plates and for other uses in the laboratory. Each side must be polymerized for 4 minutes. Supplied in packs of 50 preformed templates for upper and lower arches in blue, pink and transparent.

- Easy manipulation and a long working time of approx. 20 min in daylight
- Excellent dimensional stability even in moist oral conditions
- High degree of elasticity
- Virtually no polymerisation shrinkage
- May be cured with all normal brands of UV and halogen light units
- No sticky layer if a normal brand of light-curing lacquer is applied

#### Upper jaw

Silatray box containing 50 blanks, <b>blue</b>	REF 102901
Silatray box containing 50 blanks, <b>pink</b>	REF 102902
Silatray box containing 50 blanks, <b>transparent</b> mint flavoured	REF 102903






## The ten gypsum rules

DIN A 3 Poster, free

REF 902014

The gypsum model is the basis for a good fit of the restoration. This poster provides a wealth of information to facilitate dental gypsum work, covering all stages from preparing to trimming gypsum models.



## SILADENT duplicating and investing techniques

DIN A4 Poster  
free

REF 902152

Each stage of the SILADENT flaskless duplicating technique and the SILADENT system investment model fabrication technique are illustrated and described in detail.

## Handbook for accurate crown and bridge technique using the SILADENT system

Handbook, 36 pages (German/English)

REF 902004

With this new edition (update 2009) the dental technician gets a detailed guide for accurate crown and bridge technique according to the SILADENT system. All working steps are described in details.



## Handbook for the investment casting of partial denture frameworks using the SILADENT system

Handbook, 36 pages

REF 902005

With this new edition (2007) the dental technician gets a detailed guide for the creation of partial denture frameworks according to the SILADENT system. The user gets all detailed informations, beginning from the flaskless duplicating system thru the investing until the casting.

## Handbook SilaPress resin pouring using the SILADENT system

Handbook, 28 pages (German/English)

REF 902008

The SilaPress handbook gives the technician a useful and detailed guideline when performing SilaPress resin pouring system (1<sup>st</sup> Edition 2011).

<b>Abrasives</b>	54	<b>GipEx</b>	22
Adhesive duplicating tape	30	GipEx Tabs	22
Adhesive duplicating tape with space-maintaining	30	Gipsil	29
Adisil® blue 9:1	25	Gisan	23
Adisil® pink 1:1	25	Glass Beads	54
Adisil® rapid	27	Gypsum	7 - 21
Adisil® transparent 1:1	27	Gypsum Gloss	23
Algidur-Liquid	23	Gypsum Rules	8 - 9, 68
Alloy accessories	50	Gypsum Knife	23
Alloys	46 - 49	Granisit®	34
Aluminium gypsum scoop	23	Granisit® RPS	34
Aluminum Oxide	54	Granisit® XF Speed	34
Articulation Plaster natural	12	<b>Hard sticky wax</b>	67
Articulation Plaster synthetic	12	Hard Stone	14 - 16
Auxiliary gypsum materials	22 - 23	Harz Pumice Mouse	56
Auxiliary Thermostat	37	Hydrosil 1:1	26
<b>Base plates with silicone sleeves</b>	39	Handbook partial frameworks	68
Base stone	20	Handbook crown + bridge technique	68
Base Stone FL	20	Handbook SilaPress resin pouring	68
Biral® 2000 H	46 - 47	<b>Impression plaster</b>	11
Blocking out material	66	Investments	31 - 34
Bonding alloys	48 - 49	Investments K + B	31 - 33
<b>CAM-Stone N</b>	20	Investing technique (Poster)	68
Casting ring	38 - 39	<b>Japan Stone</b>	18
CoCr alloys	46 - 47	Jet 2000	33
CoCr BioStar	59	<b>Keralloy® BioStar</b>	59
Conofix emery paper	57	Keralloy® ECO	48 - 49
Conofix emery paper mandrel	57	Keralloy® FG	48 - 49
Conofix pint	42	Keralloy® KB	48 - 49
<b>DA 2000</b>	28	Keralloy® N	48 - 49
Debubblizers	29	Kneadable silicone	65
Deiberit 502® hard sticky wax	67	Kontursil 1:1	26
Deiberit® modelling pearl wax	40	Korit-Abrasive	54
Diafilz Felt Points	42	<b>Laser welding rods</b>	50
Diamond Polishing Paste D7	56	LD 1	36
Diamond Polishing Paste D15	56	Light-curing tray material	67
Die Stone	19	Liquid dispenser unit	36
Die Keen	21	Liquid dispensing bottle	36
Digital Solar Scale	66	<b>Magnet</b>	6
Digital Timer	66	Magnet holders	6
Dispenser unit DA 2000, 1:1	28	Mandrels	41
Dispensing pump	28	Marmodent®	15
Disposable ring tape	30	Marmodent® S	15
DOX	56	MarmoDie	21
Dr. Balzer® Impression plaster	11	Marmogel	27
Duplicating cross	30	Marmoplast® N	17
Duplicating gel	27	Marmorock® 20/22/24	17
Duplicating silicones	25 - 27	Marmorock® E	21
Duplicating technique	24	Marmorock® Speed	18
Duplicating technique (Poster)	68	MarmoScan Spray	58
Dura Semi-Hard Plaster	13	MarmoScan varnish	58
<b>Economical duplicating flasks, blue</b>	30	MarmoScan Wax	58
Excalibur	19	Marmosep G	22
Expansion liquid, type 100	36	Marmosep K	22
Expansion liquid, type 140	36	Marmovest G	35
<b>Fixation device</b>	29	Measuring syringe	36
Flaskless duplicating system	24	Measuring cylinder	23

Metal pin sleeves	6	SilaDon	51
Micro	33	Silafill	66
Mixing bowl for the VM 2000	28	Silaflux paste	50
Mixing Spatula	23	Silaform®	65
Modelit®	15	Silaform® Gingiva + Sep	66
Model-shaped base plate, white	39	Silaform® 85 K	65
Model sleeve	6	Silaform® 90 extra-hard	65
Model base former	6	Silapolish fluid	56
Model system Profident 2010	6	Silapolish paste	57
Model system Profident Classic	6	Silatray	67
Modiral S	46 - 47	SilaPress®	51
Mounting Stone	12	SilaPress® Bonding	52
<b>Natura</b>	16	SilaPress® flask G	52
Neodymium magnet	6	SilaPress® flask S	52
Neo Marmorit®	14	SilaPress® Vario	51
Neo Marmorit® E	16	SilaPress® Veins	52
Neo Marmorit® Speed	14	Silavest Gold	32
Neo Marmorit® Super	14	Silavest Press	32
Neo Stone	18	Silicone sleeves Ceram	39
Neutralit	29	Silicone sleeves model-shaped	39
Neutrasil	29	Silicone sleeves, round	38
<b>Occlutop</b>	42	Special solder	50
Ortho Plaster	16	Spezial	13
<b>Perawax</b>	41	Sprue former	37
Pin base plate	6	Stabilizer, white	30
Pins	6	Stand for vacuum mixer VM 2000	28
Plaster	13	Sterile pumice	55
Polishing sticks	41	Study model plate	6
Poliresin®	56	Super hard stone	17 - 21
Polya BioStar PP	60	Surfactants	29
Premium	32	<b>TEK-1 products</b>	43-45
Presto Vest II	33	TeleVest	31
Profident 2010	6	Titan BioStar	59
Profident Classic	6	Transparent packagings	6
Profisep Clean	6	Tru Stone	19
Profisep 2010	6	<b>Ultrasonic dental plaque cleaner</b>	64
Pumice	55	Ultrasonic polishing paste cleaner	64
Pumice disinfectant	55	Universal	13
Pump spray bottle 250 ml	29	<b>Vacuum mixer VM 2000</b>	28
<b>Rapidex</b>	22	V-Alloy II	46 - 47
Rapid trimmer ST 100	42	V-Alloy FG	46 - 47
Removel device	6	Vesto	35
Retention discs	6	<b>Water Dispenser WD 1</b>	5
Round casting mould base with sprue former	38	Wax adhesive	37
Round magnets	6	Wax adhesive Premium	37
Rubber ring	6	Wax BioStar	59
<b>Scale</b>	66	Wax profiles	41
Scan spray	58	Wax wire	41
SilaDes liquid soap	64	<b>Zirkon BioStar</b>	61 - 63



**SILADENT Dr. Böhme & Schöps GmbH**

Im Klei 26 · D-38644 Goslar

Tel. +49 (0) 53 21/37 79 - 0

Fax +49 (0) 53 21/38 96 32

info@sbs-dental.de · www.sbs-dental.de

